

Job Name \_\_\_\_\_

Contractor \_\_\_\_\_

Job Location \_\_\_\_\_

Approval \_\_\_\_\_

Engineer \_\_\_\_\_

Contractor's P.O. No. \_\_\_\_\_

Approval \_\_\_\_\_

Representative \_\_\_\_\_

# LEAD FREE\*



## AquaLock™ Brass Couplings and Adapters

### Lead Free\* Brass push-to-connect Connectors

Sizes: 1/2" - 1"

Watts AquaLock push-to-connect brass couplings and adapter fittings are designed and manufactured for many years of trouble free service. Watts Aqualock fittings are manufactured from Lead Free\* brass and incorporate the proven Watts AquaLock design which allows for quick and easy connections without the use of installation or disconnection tools. The Lead Free\* Brass push-to-connect couplings and adapters feature Lead Free\* construction to comply with Lead Free\* installation requirements.

#### Specifications

Connection shall be made using with Watts AquaLock push-to-connect fittings. Fitting shall be able to fully rotate under pressure and allow for easy disconnect and reuse without tools. Lead Free\* brass shall comply with state codes and standards, where applicable, requiring reduced lead content.

#### Approvals

ASSE 1061-2006, NSF/ANSI 14, NSF/ANSI 61  
CSA B137.5, ASTM F877

#### Ratings

250psi @ 200°F (13.8 bar @ 93°C)



LF4701



LF4710



LF4715



LF4716



#### NOTICE

For compliance to ASSE 1061 a pipe insert (provided) must be used with each connection when joining PEX pipe.

A push ring clip is provided for each CTS connection and is intended to prevent accidental disconnection of fitting during pull-through installations while the system is unpressurized. To disconnect the fitting, manually remove the push ring clip and depress the push ring.

#### NOTICE

The information contained herein is not intended to replace the full product installation and safety information available or the experience of a trained product installer. You are required to thoroughly read all installation instructions and product safety information before beginning the installation of this product.

\*The wetted surface of this product contacted by consumable water contains less than 0.25% of lead by weight.

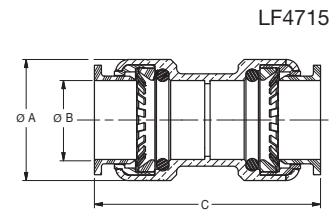
Watts product specifications in U.S. customary units and metric are approximate and are provided for reference only. For precise measurements, please contact Watts Technical Service. Watts reserves the right to change or modify product design, construction, specifications, or materials without prior notice and without incurring any obligation to make such changes and modifications on Watts products previously or subsequently sold.



**Dimensions – Weights** – Weight and Dimensions are approximate (tolerance +/- 1/8)

**Couplings**

MODEL	ORDERING CODE	SIZE & CONNECTION	DIMENSIONS						ITEM WEIGHT	
			A		B		C		lbs.	kgs.
			in.	mm	in.	mm	in.	mm		
<b>Package Type: Single Pack</b>										
LF4715-08	0472060	3/8"CTS	7/8	22.1	3/8	13	1 1/2	38.4	0.08	0.04
LF4715-10	0472000	1/2"CTS	1	27.1	1/2	16.2	2 1/8	53.3	0.12	0.06
LF4715-14	0472001	3/4"CTS	1 1/8	34.3	3/4	22.4	2 3/7	61.8	0.19	0.09
LF4715-18	0472002	1"CTS	1 1/8	42.3	1	29	2 7/7	68.8	0.31	0.14
<b>Package Type: Bulk</b>										
LF4715-10CP	0472064	1/2"CTS	1	27.1	1/2	16.2	2 1/8	53.3	0.12	0.06
LF4715-14CP	0472065	3/4"CTS	1 1/8	34.3	3/4	22.4	2 3/7	61.8	0.19	0.09

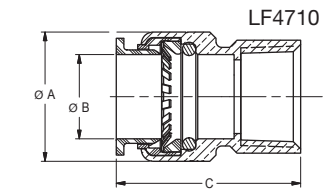
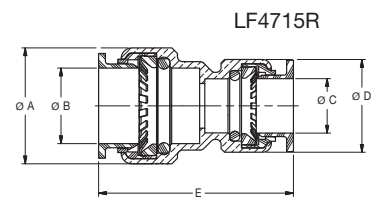


**Reducing Couplings**

MODEL	ORDERING CODE	SIZE & CONNECTION	DIMENSIONS								ITEM WEIGHT			
			A		B		C		D		E	lbs.	kgs.	
			in.	mm	in.	mm	in.	mm	in.	mm	in.	mm		
LF4715R-1410	0472003	3/4"CTSx1/2"CTS	1 1/8	34.3	3/4	22.4	1/2	16.1	1	27	2 1/8	55.6	0.16	0.07
LF4715R-1814	0472004	1"CTSx3/4"CTS	1 1/8	42.3	1	28.8	3/4	22.4	1 1/8	34.2	2 3/8	65.7	0.26	0.12

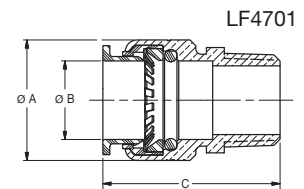
**Female Adapters**

MODEL	ORDERING CODE	SIZE & CONNECTION	DIMENSIONS						ITEM WEIGHT	
			A		B		C		lbs.	kgs.
			in.	mm	in.	mm	in.	mm		
LF4710-0417	0472071	1/4"ODx3/8"CTS	3/8	15.2	1 3/7	32.5	1/4	6.5	0.05	22.7
LF4710-0617	0472072	3/8"ODx3/8"CTS	5/7	18.4	1 1/8	34.5	3/8	9.6	0.054	24.6
LF4710-0806	0472059	3/8"CTSx3/8"NPT	7/8	22.1	1/2	13	1 1/8	35.4	0.09	0.05
LF4710-1008	0472005	1/2"CTSx1/2"NPT	1	27.1	1/2	16.2	1 1/8	42.7	0.11	0.05
LF4710-1012	0472006	1/2"CTSx3/4"NPT	1	27.1	1/2	16.2	1 1/7	47.3	0.2	0.09
LF4710-1408	0472062	1/2"CTSx3/4"NPT	1	27.1	1/2	16.2	1 1/7	47.3	0.2	0.09
LF4710-1412	0472007	3/4"CTSx3/4"NPT	1 1/8	34.3	3/4	22.4	2	48.5	0.2	0.09
LF4710-1416	0472008	3/4"CTSx1"NPT	1 1/8	34.3	3/4	22.4	2	49.4	0.22	0.1
LF4710-1816	0472010	1"CTSx1"NPT	1 3/8	42.3	1 1/7	29	2 1/6	55	0.27	0.12



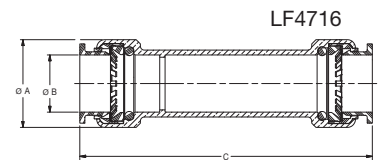
**Male Adapters**

MODEL	ORDERING CODE	SIZE & CONNECTION	DIMENSIONS						ITEM WEIGHT	
			A		B		C		lbs.	kgs.
			in.	mm	in.	mm	in.	mm		
LF4701-0806	0472058	3/8"CTSx3/8"NPT	7/8	22.1	3/8	13.1	1 1/2	38.4	0.08	0.04
LF4701-1008	0472011	1/2"CTSx1/2"NPT	1	27.1	1/2	16.2	1 1/8	42.7	0.11	0.05
LF4701-1012	0472012	1/2"CTSx3/4"NPT	1	27.1	1/2	16.2	1 1/7	47.3	0.2	0.09
LF4701-1412	0472013	1"CTSx3/4"NPT	1 1/8	42.3	1	29	2	52	0.22	0.1
LF4701-1816	0472015	1"CTSx1"NPT	1 3/8	42.3	1	29	2 1/6	55	0.27	0.12



**Slip Repair Union Couplings**

MODEL	ORDERING CODE	SIZE & CONNECTION	DIMENSIONS						ITEM WEIGHT	
			A		B		C		lbs.	kgs.
			in.	mm	in.	mm	in.	mm		
LF4716-10	0472047	1/2"CTS	1	27.1	1/2	16.2	4 5/8	115.8	0.32	0.15
LF4716-14	0472048	3/4"CTS	1 1/8	34.3	3/4	22.4	4 1/2	114.5	0.4	0.18
LF4716-18	0472049	1"CTS	1 3/8	42.3	1	29	4 5/8	111.9	0.44	0.2



**Stems**

MODEL	ORDERING CODE	SIZE & CONNECTION	DIMENSIONS						ITEM WEIGHT			
			A		B		C		D	lbs.	kgs.	
			in.	mm	in.	mm	in.	mm				
<b>Male</b>												
LF4727-1412	0472056	3/4"CTSx3/4"NPT	3/4	19	1	29	2	78.5	3/4	19	.26	119
LF4727-1008	0472068	1/2"CTSx1/2"NPT	1/2	16	1	29	3	78.5	1/2	16	.26	119
<b>Female</b>												
LF4728-1412	0472057	3/4"CTSx3/4"NPT	3/4	19	1 1/4	31	2.5	66	3/4	19	.2	89
LF4728-1008	0472069	1/2"CTSx1/2"NPT	1/2	16	1	27	2.5	66	1/2	16	.2	89

