



CALVERT
PUBLICATIONS

Preschool Math

SAMPLES

Name _____

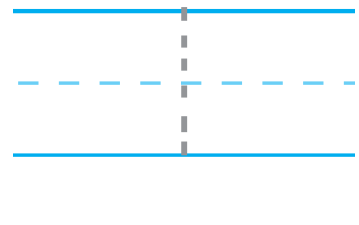
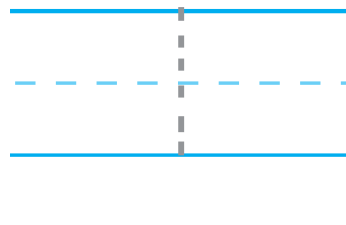
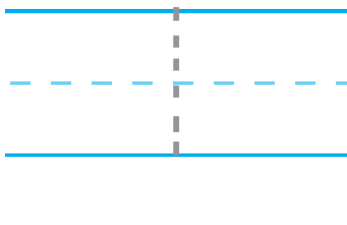
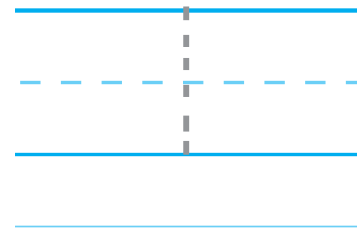
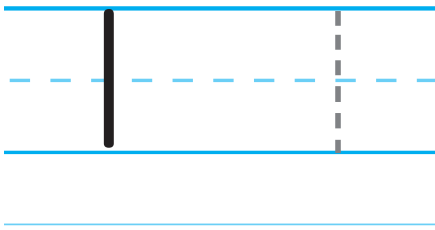


Lesson
5
Math

Use your finger to trace the large number 1. Count the animals and use a pencil to trace the numbers on the lines.



2 3 4 5 6 7 8 9 10 11 12



Name _____




Lesson
13b
Math

Count each group. Draw a circle around the number for each group.



1 2 3



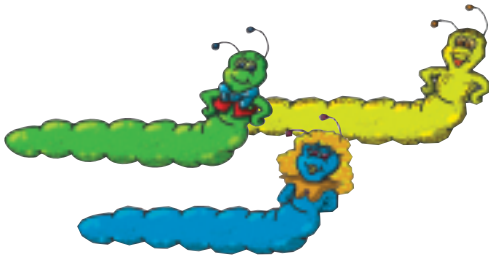
1 2 3



1 2 3



1 2 3




1 2 3



1 2 3



1 2 3



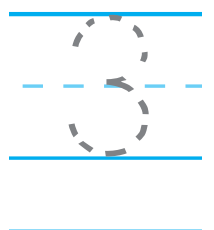

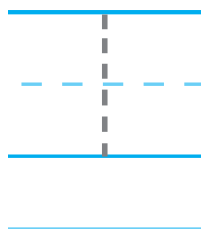


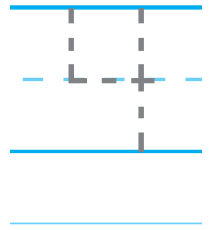

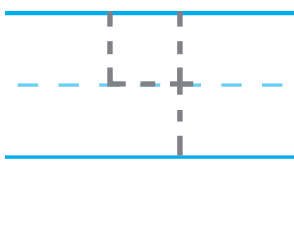
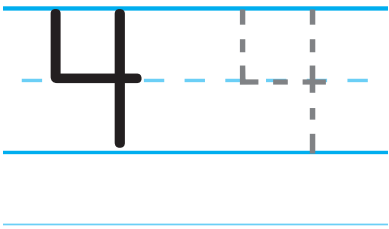

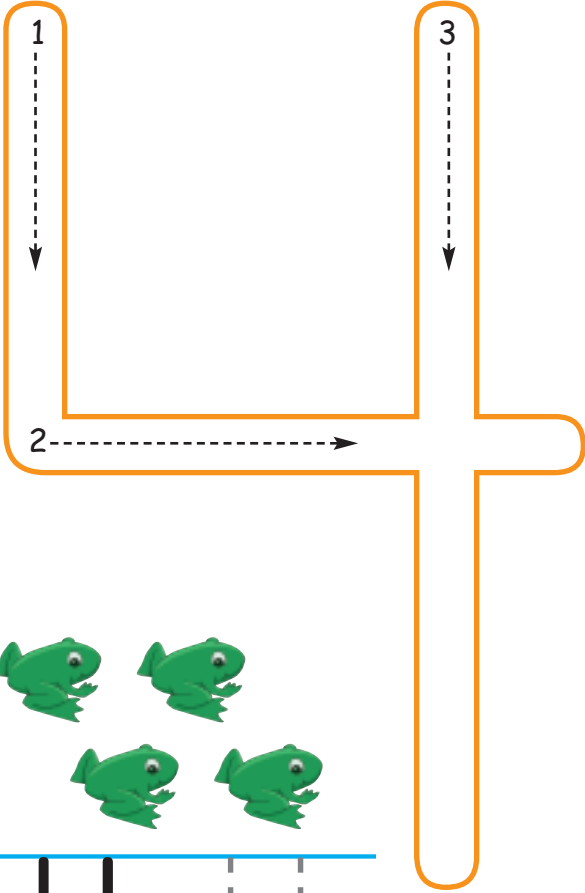
1 2 3



Name _____

Use your finger to trace the large number 4. Count the animals and trace the number. Count the fish in each fishbowl and use a pencil to trace the number on the line next to the fishbowl.

1 2 3 **4** 5 6 7 8 9 10 11 12






Name _____



Lesson
27
Math

Cut out the number strip at the bottom of the page. Count the items in each group. Paste the correct number in each box.



3	4	5	6
---	---	---	---