







ASSEMBLY INSTRUCTION

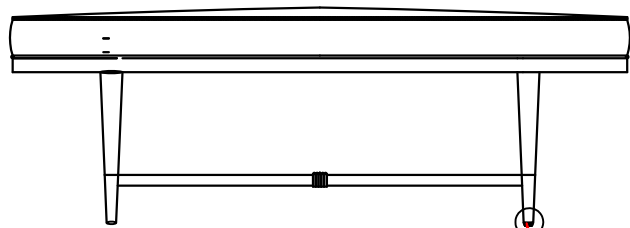
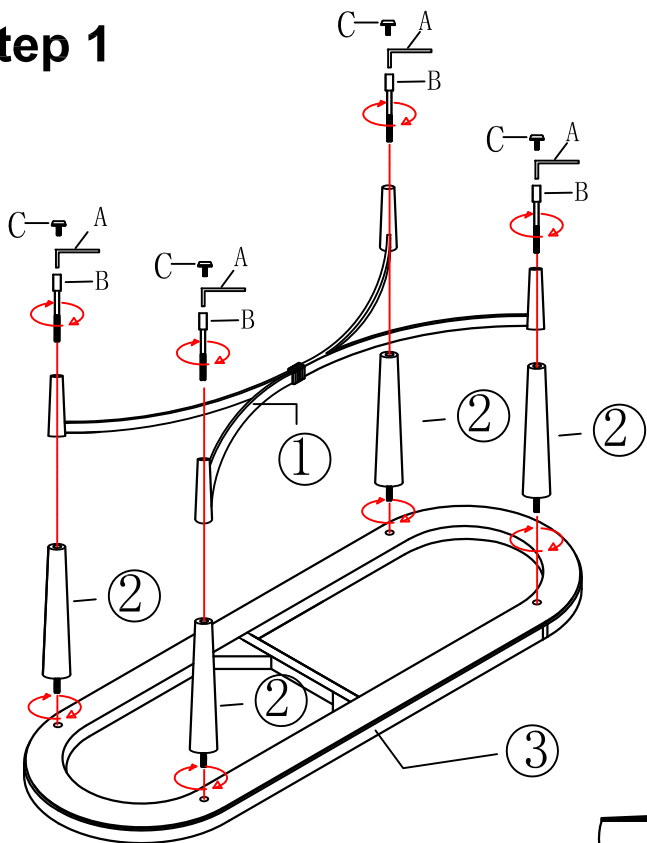
ITEM: 6500-90019-80 Upholstered Bench

Thank you for purchasing this quality product. Be sure to unpack carefully looking for small parts which may have come loose during shipment.

Read all instruction and study the drawing carefully before starting the assembly process.

NO	DRAWING	DESCRIPTION	SIZE	Q' ty	NO.	DRAWING	DESCRIPTION	Q' TY
A		Allen Wrench	73*29*5mm	1pc	①		Stretcher	1PC
B		Bolt For Leg	118mm*Φ14mm	4pc	②		Leg	4PCS
C		Adjust leveler	Φ1/4*1"	4pc	③		Seat Cushion	1PC

Step 1



Step 2:

Adjust leveler if needed to level bench on uneven floor.

