



ADDENDUM TO PG102 MANUAL

An update kit has been included in this box. The kit contains replacements or additional hardware not included in the main kit.

The two parts below are replacements for the parts in your main hardware kit. These items are too short in the main hardware kit for your set.




#63
3/8"-16 x 2" Socket Head Screw
PG-HW-B010
(14)



#43
#8X4" PH FLAT HD WDSCR
PG-HW-S010
(16)

The two parts below were left out of your main hardware kit.

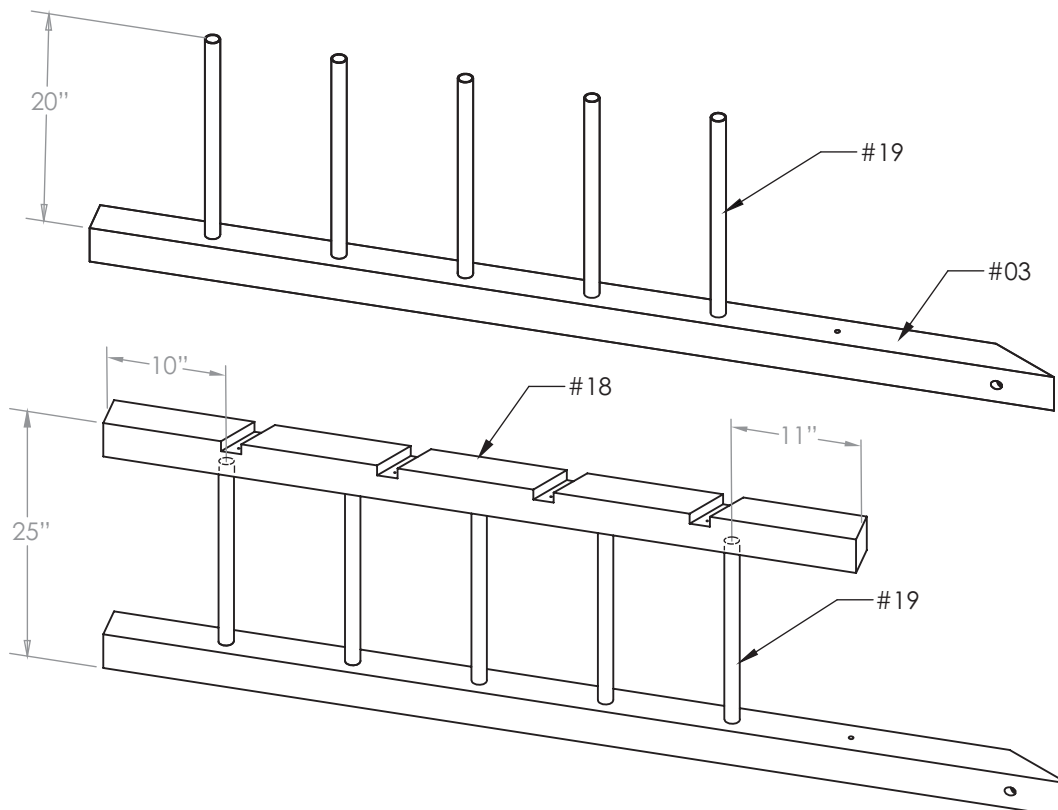


#87
PG-HW-B009
3/8"-16 X 4.5" HEX BOLT
(4)

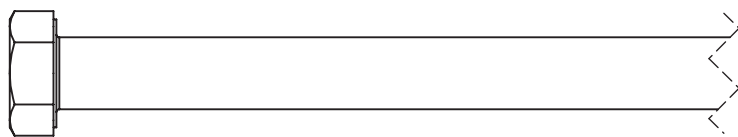


#84
#8X2.5" PH FLAT HD WDSCR
PG-HW-S009
(6)


On page 12 of your manual the ladder width dimensions are incorrect. Use the dimensions below in place of those dimensions. **IMPORTANT! Before installing part #18 check for proper orientation. The top of part #18 is 11" from center of top rung #19 to top of part.**




The parts below were identified with the wrong item number on **page 10** of your manual. Use the following information.



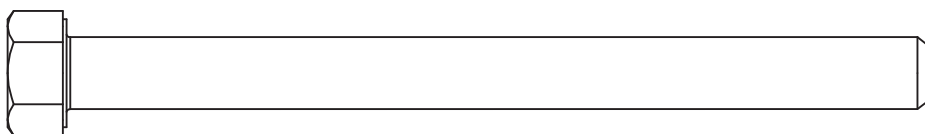
#78
PG-HW-B003
3/8"-16 X 9"
HEX BOLT
(1)



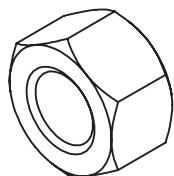
#75
PG-HW-B004
1/2"-13 X 10"
HEX BOLT
(1)



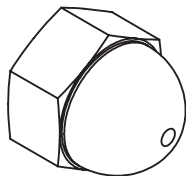
#77
PG-HW-B005
1/2"-13 X 11.5"
HEX BOLT
(1)



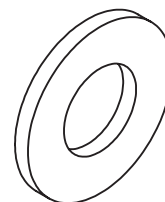
#87
PG-HW-B009
3/8"-16 X 4.5" HEX BOLT
(4)



#76
PG-HW-N004
1/2" NYLON LOCK NUT
(2)



#73
PG-HW-N005
1/2"-13 ACORN NUT
(2)



#74
PG-HW-W005
1/2" FLAT WASHER
(4)

On **page 20** the deck boards are labeled incorrectly in the manual. The proper deck board order is as follows from either end.

24, 25, 24, 22, 22, 23, 22, 54, 54, 22, 23, 22, 22, 24, 25, 24