









ASSEMBLY INSTRUCTION

ITEM: 6900-75400-89 Arm Chair






Thank you for purchasing this quality product. Be sure to unpack carefully looking for small parts which may have come loose during shipment.

Read all instruction and study the drawing carefully before starting the assembly process.

HARDWARE PACK

NO.	DRAWING	DESCRIPTION	SIZE	QTY
A		Screw	8#x1-1/2"	2pcs
B		Bolt	5/16" x 1-3/4"	2pcs
C		Bolt	5/16" x 2-1/2"	4pcs
D		Bolt	5/16" x 2"	2pcs
E		Nut	5/16" x 12	4pcs
F		Flat washer	5/16" x 19 x 2	12pcs
G		Lock washer	5/16" x 12 x 3	12pcs
H		Wrench	12mm	1pc

PART LIST

NO.	DRAWING	DESCRIPTION	QTY
①		Chair back	1pc
②		Seat Cushion	1pc
③		Front leg	2pcs
④		Left Arm	1pc
⑤		Right Arm	1pc

