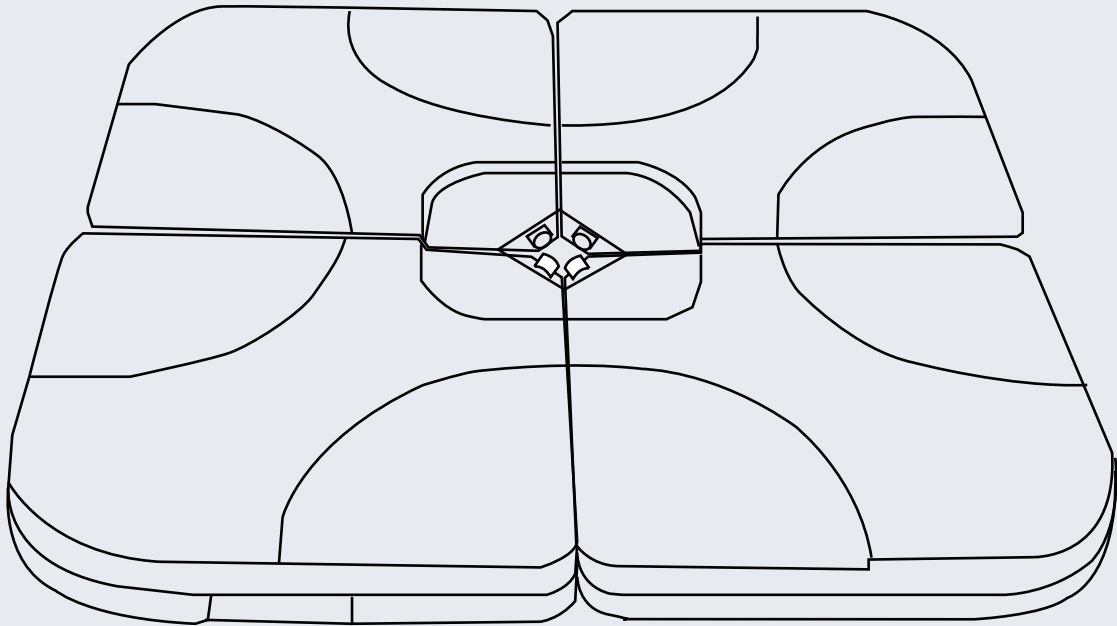


# INSTRUCTION MANUAL



4-Piece Universal Standard Cross  
Base Umbrella Weights

## ! NOTICE

- Only fill with water when used in warm climates.
- Do not fill with water if exposed to freezing temperatures.
- Formation and expansion of ice may crack the base.

## NO TOOLS REQUIRED



1 PERSON  
ASSEMBLY

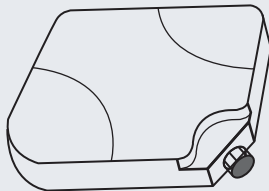


UP TO 30 MIN.  
ASSEMBLY

## PARTS

**A**

### PLASTIC BASE

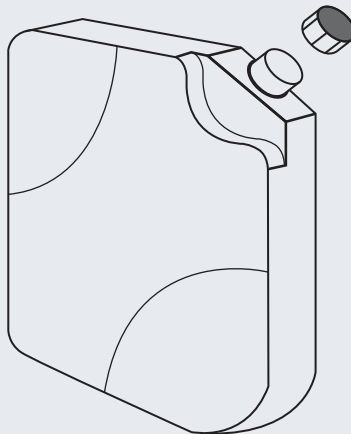


4 PCS

## PRODUCT ASSEMBLY

**1**

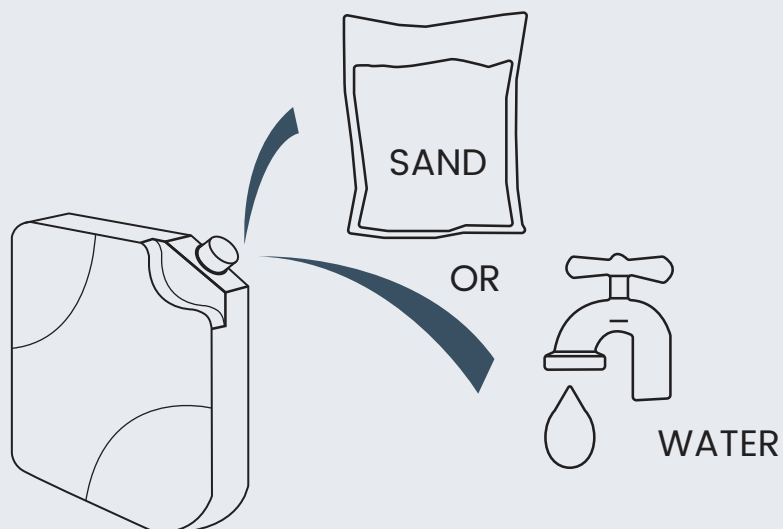
Take out **Part A Plastic Base** and twist the cap off.



## PRODUCT ASSEMBLY

2

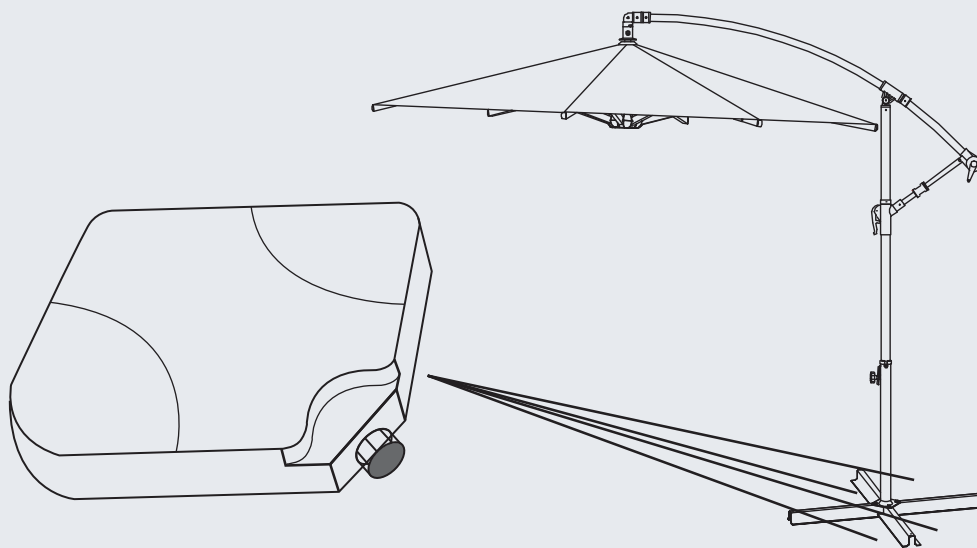
Fill the base with sand or water to increase the weight.



## PRODUCT ASSEMBLY

3

Place the water or sand filled base snug into a corner of the umbrella stand as shown in the diagram below.



Note: It is recommended to use 4 plastic bases to properly weigh the umbrella base to the ground.



**CAUTION:** The plastic base will be very heavy after filling with sand or water. Be very careful when moving these plastic bases in case of hurting your feet or destroy the plastic base.

Thank you for purchasing this quality product.

---

## CLEANING TIPS

**REGULAR CLEAN:** Use a mixture of warm water and mild soap. Gently scrub the surface with a soft bristle brush to remove any dirt or stains.

**QUICK CLEAN:** You can simply wipe down the furniture with a damp cloth.

Regular cleaning not only preserves the aesthetic appeal of your furniture, but also helps extend its lifespan.