









# ASSEMBLY INSTRUCTIONS

ITEM NO: 224511

## Parts required

1		Bolt	$\Phi 6 \times 10 \text{MML}$	4pcs	B		1pc
2		Bolt	$\Phi 6 \times 25 \text{MML}$	4pcs	C		1pc
3		Allen wrench		1pc	D		1pc
A				1pc	E		4pcs

