




Thank you for purchasing this quality product. Be sure to unpack carefully looking for small parts which may have come loose during shipment.
Read all instruction and study the drawing carefully before starting the assembly process.

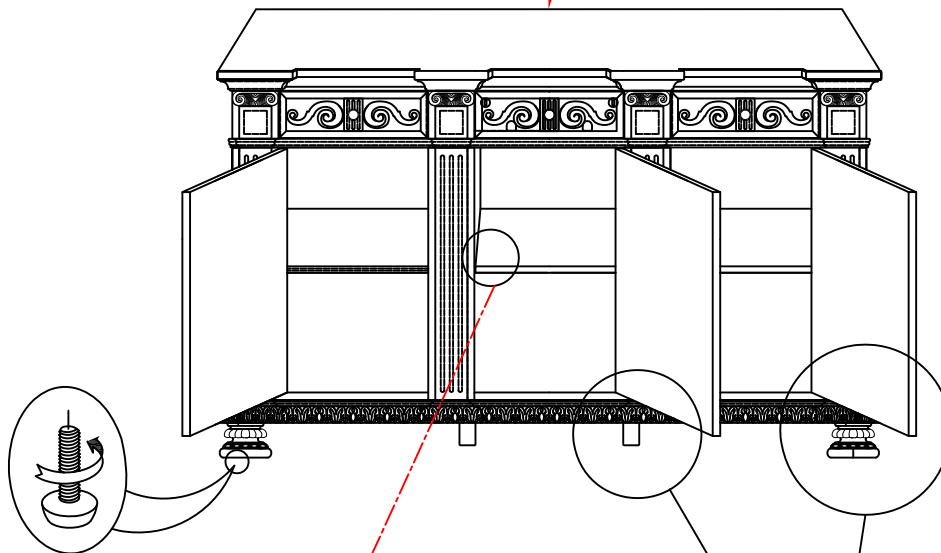
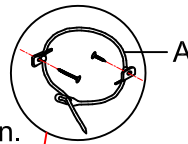
Hardware Pack

Parts List

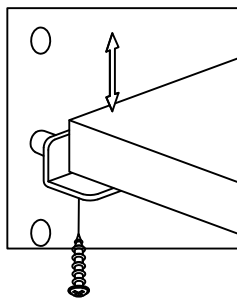

NO.	DRAWING	DESCRIPTION	Q'TY	NO.	DRAWING	DESCRIPTION	Q'TY
A		Anti - Tip Kit	1PC	1		Bun Foot	4PCS
				2		Center Support Leg	2PCS

Tipping Restraint

Anti-tip kit is included for use. We recommend installing for safety reason.



Step 4: Adjust Leveler if needed to level case on uneven floor.



Step 3: To adjust the shelf height, remove screws then place shelf pins in the desired level.

