

Slique™ Illuminated Mirror Miroirs Lumineux Slique™

Model / Modèle
IM-TR3642-00

Specifications / Spécifications

- Wall hung 36" x 42" illuminated mirror.
- Dual Installation: vertically or horizontally. Use cleat as indicated.

Sizes

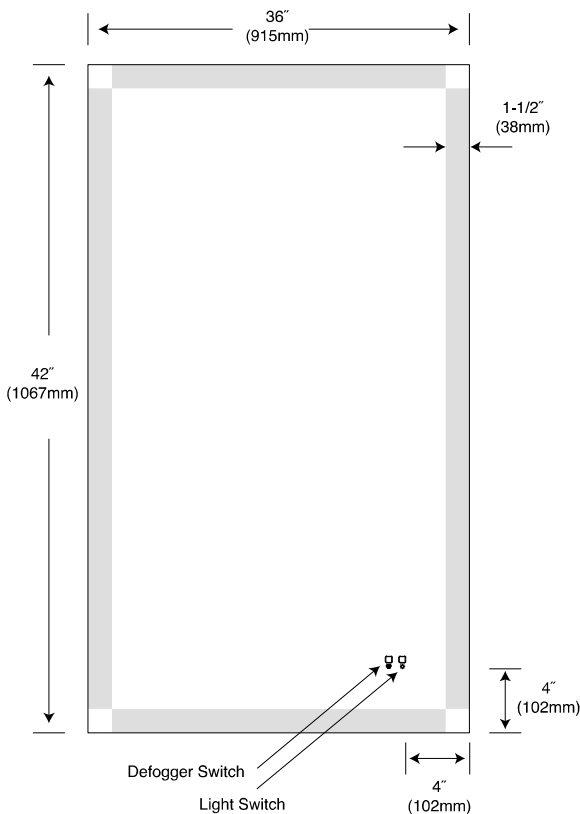
- Vertically: 36"(915mm)W x 42"(1067mm)H x 7/8"(22mm)D Cleat: 27"(686mm)
- Horizontally: 42(1067mm)W x 36"(915mm)H x 7/8"(22mm)D Cleat: 32"(813mm)
- Electrical: 120 VAC 60HZ .8A 98W – Electrical Pigtail: 42"
- Net Weight: 36lbs (16kg)
- Dimensions of packaging: 39"(985mm) x 45"(1137mm) x 3-1/2"(90mm)
- Gross weight: 46lbs / 21kg

- Miroir lumineux 915 x 1067mm monté en surface.
- Accrochage vertical ou horizontal. Utilisez la cale indiquée.

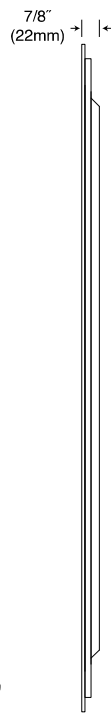
Dimensions

- Verticalement: 915mm W x 1067mm H x 22mm D - Cale: 686mm
- Horizontalement: 1067mm W x 915mm H x 22mm D - Cale: 813mm
- Electricité: 120 VAC 60HZ .8A 98W – câble électrique: 1067mm
- Poids net: 16kg
- Emballage: 985mm x 1137mm x 90mm
- Poids brut: 21kg

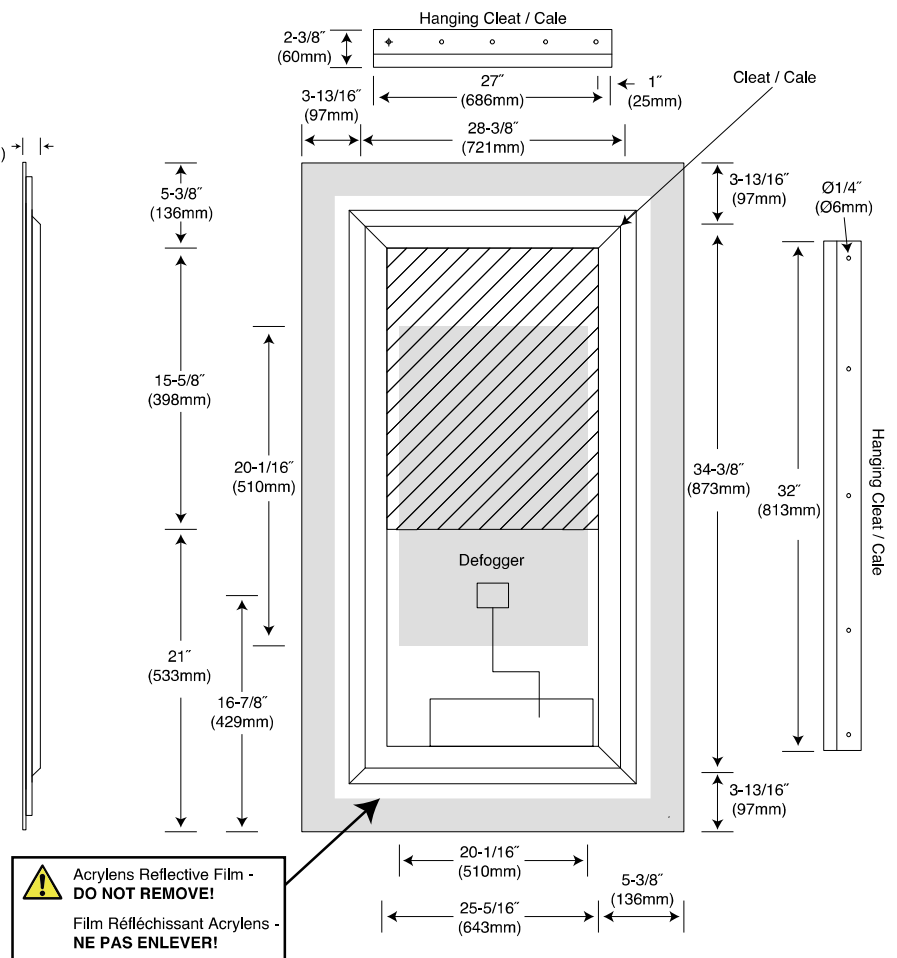
Front View / Vue de face





Side View / Profil



Back View / Vue arrière



 Defogger (20-1/16" x 20-1/16")
Désembueur (510mm x 510mm)

 Electrical box location (15-5/8" x 25-5/16")
Emplacement boîte de jonction (398mm x 643mm)