

New 3M™ Electrically Conductive Tapes Application Profiles

Solutions that help enable the next generation of technology



GENERAL ELECTRONICS

Flexible Printed Circuit (FPC) Grounding

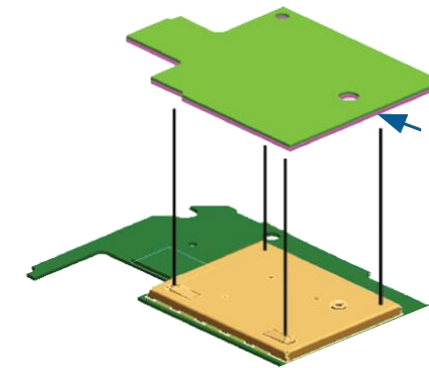
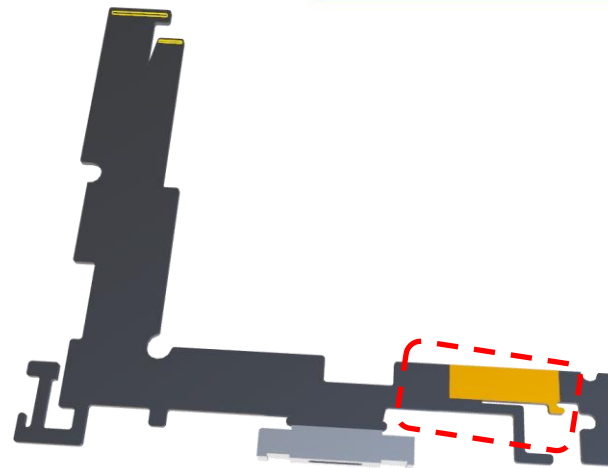
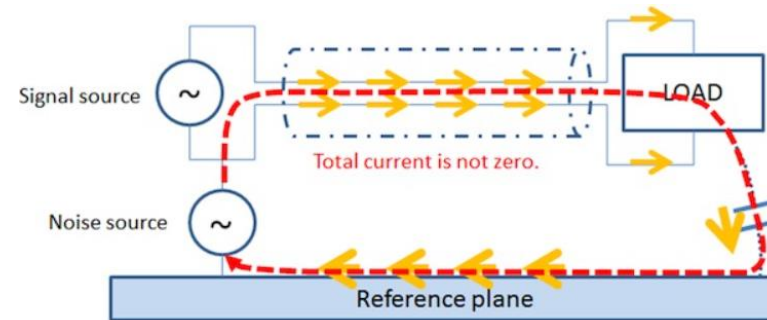
FPCs are often used in compact spaces due to their flexibility and light weight. When the FPC is not grounded properly, the “bias” voltage yields unwanted signal transmission or EMI. 3M™ Electrically Conductive tapes help improve grounding, reduce bias, and lower radiated RF noise while preserving the mechanical freedom of the FPC.

3M Electronics Materials Solutions

Attached the FPC to the grounding surface

Create a reliable grounding connection to decrease EMI noise with 3M™ Electrically Conductive Double-Sided Tape 5113DFT-50.

- » The high adhesion and low R create an initial and ongoing reliable grounding path
- » The temperature durability and long shelf-life help maintain the bond
- » Conformability of a woven fabric carrier helps preserve the FPC flexibility



Flexible Printed Circuit

Flex
3M tape 5113DFT
Grounding surface
Substrate layer

3M

For Z-axis only, use 3M™ Electrically Conductive Adhesive Transfer Tape 9703

© 3M 2023. All Rights Reserved.

2



GENERAL ELECTRONICS

Display Wrap EMI Shielding

A device is only as good as its display. Cutting-edge features mean little if the display isn't working as it should. LCD touch displays are often built with plastic frames to meet weight specifications. The frames still need structural support and EMI control in a small space. 3M™ Electrically Conductive Tapes can help provide both.

Wrapped around edge of LCD panel and backlight

Provide lightweight mechanical stability while shielding EMI, grounding, and helping preventing electrostatic discharge (ESD) issues with 3M™ Electrically Conductive Single-Sided Tape 5113SFT-50.

- » The fabric carrier's conformability helps create a strong and stable bond around corners
- » A low contact R and high adhesion create a reliable grounding path to help reduce induced EMI noise caused by repeated touch pressure
- » The proprietary conductive matrix carrier and conductive polyolefin PSA shields EMI of 40 – 50 db at select frequencies





CONSUMER ELECTRONICS

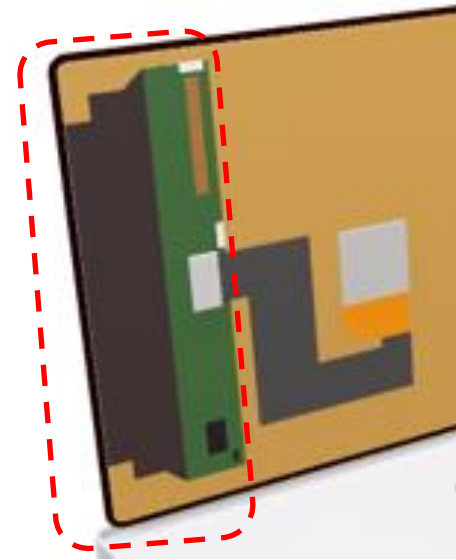

Display Chip on Flex (COF) Shielding

Vivid electronic displays leverage COF when the display driver is mounted directly to an FPCA. COF speeds up the display response time as it shortens the signal path, but it leaves the COF vulnerable to EMI. 3M™ Electrically Conductive Tapes shield EMI to help protect the COF.

Attached COF to glass/plastic substrate

Help protect the COF from EMI noise by shielding EMI with a high-performing, conformable, thin profile, copper foil tape– 3M™ Electrically Conductive Single-Sided Tape 1050TC Series.

- » The adhesive tack helps overcome stress following lamination and helps prevent lifting issues
- » The thin profile helps the tape conform around curved edges
- » The foil provides high shielding effectiveness between 40 – 70 db at select frequencies





GENERAL ELECTRONICS

Sensor Grounding

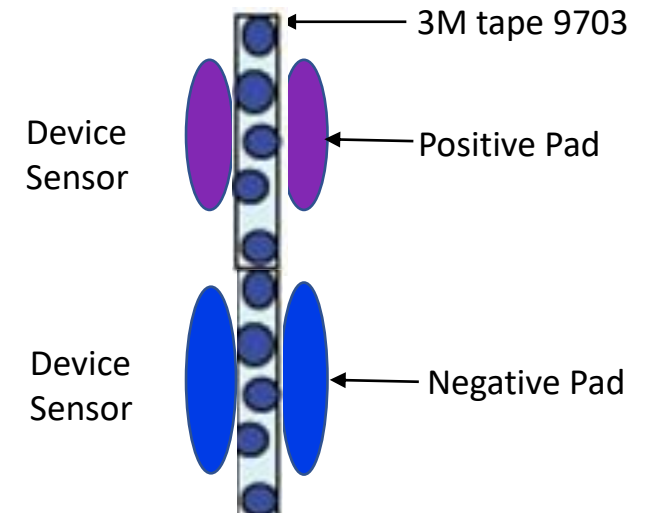
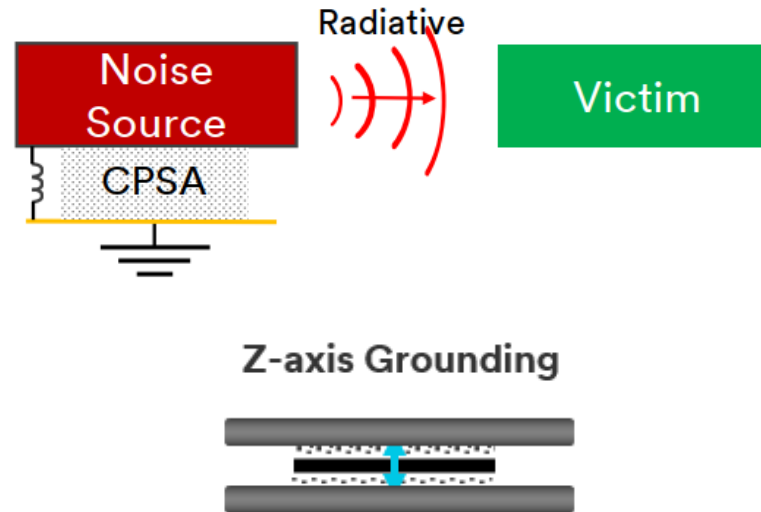
A higher signal-to-noise (SNR) ratio is essential for accurate detection (sensing) and classification. Inputs from data sources must not be distorted. Messages must be quickly and accurately analyzed, prioritized, and processed. The SNR decreases as electrical current and ground impedance increases. 3M™ Electrically Conductive Tapes help enlarge the grounding plane beneath the signal to increase the SNR.

3M Electronics Materials Solutions

Attached sensor to flexible circuit board

Stabilize and reinforce the grounding plane to help decrease the EMI noise with 3M™ Electrically Conductive Adhesive Transfer Tape 9703.

- » Anisotropic conductivity enables Z-axis interconnection without shorting adjacent circuitry
- » The low outgassing adhesive makes 3M tape 9703 a great solution in aerospace and automotive



For XYZ-axis conductivity, use 3M™ Electrically Conductive Single-Sided Tape 5113SFT.

IMPORTANT NOTICE

Regulatory: For regulatory information about these products, contact your 3M representative.

Technical Information: The technical information, recommendations and other statements contained in this document are based upon tests or experience that 3M believes are reliable, but the accuracy or completeness of such information is not guaranteed.

Product Use: Many factors beyond 3M's control and uniquely within user's knowledge and control can affect the use and performance of a 3M product in a particular application. Given the variety of factors that can affect the use and performance of a 3M product, user is solely responsible for evaluating the 3M product and determining whether it is fit for a particular purpose and suitable for user's method of application.

Warranty, Limited Remedy, and Disclaimer: Unless an additional warranty is specifically stated on the applicable 3M product packaging or product literature, 3M warrants that each 3M product meets the applicable 3M product specification at the time 3M ships the product. **3M MAKES NO OTHER WARRANTIES OR CONDITIONS, EXPRESS OR IMPLIED, INCLUDING, BUT NOT LIMITED TO, ANY IMPLIED WARRANTY OR CONDITION OF MERCHANTABILITY OR FITNESS FOR A PARTICULAR PURPOSE OR ANY IMPLIED WARRANTY OR CONDITION ARISING OUT OF A COURSE OF DEALING, CUSTOM OR USAGE OF TRADE.** If the 3M product does not conform to this warranty, then the sole and exclusive remedy is, at 3M's option, replacement of the 3M product or refund of the purchase price.

Limitation of Liability: Except where prohibited by law, 3M will not be liable for any loss or damage arising from the 3M product, whether direct, indirect, special, incidental or consequential, regardless of the legal theory asserted, including warranty, contract, negligence or strict liability.

Electronics Materials Solutions Division

3M Center, Building 223-3S-32

St. Paul, MN 55144-1000

1-800-251-8634 phone

651-778-4244 fax

www.3M.com/electronics

3M is a trademark of 3M Company.

Please recycle.

©3M 2023. All rights reserved.