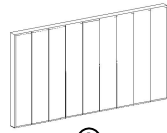
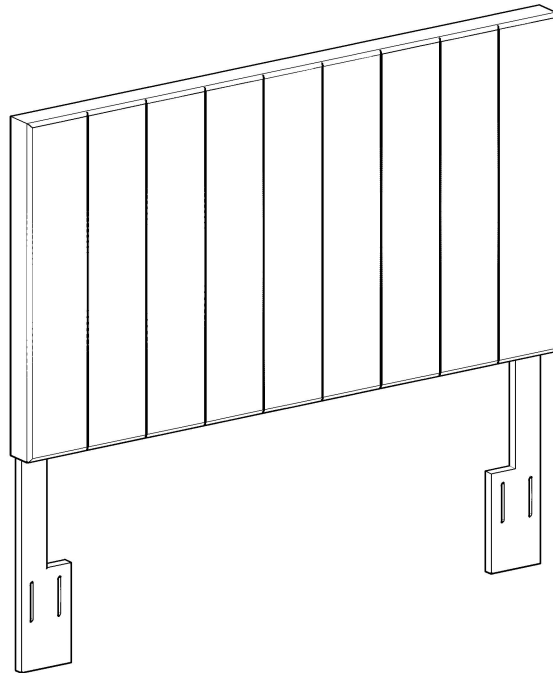




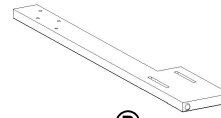
**PARTS LIST / LISTE DES PIÈCES / LISTA DE PIEZAS**

ITEM NO. / ARTICLE NO. / ARTICULONO: DS-D367-250-2

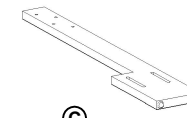
DESCRIPTION / DESCRIPCIÓN: FULL/QN VELVET CHANNEL HB-CHARCOAL / LIT DOUBLE / REINE DE LIT / CABECERO COMPLETA / REINA CABECERA



**(A)**  
x1 Headboard Panel  
x1 Tête de lit  
x1 Panel de cabecera



**(B)**  
x1 Headboard legs (left) \*  
x1 Pattes de la tete de lit (gauche)  
x1 Pattes de cabecera (izquierda)



**(C)**  
x1 Headboard legs (right) \*  
x1 Pattes de la tete de lit (droite)  
x1 Pattes de cabecera (derecha)



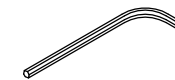
**(D)**  
x8 Bolt m8 x 50mm \*  
x8 Boulon m8 x 50mm  
x8 Perno m8 x 50mm



**(E)**  
x8 Spring washer \*  
x8 Rondelle a ressort  
x8 Arandela auto bloqueante



**(F)**  
x8 Flat washer \*  
x8 Rondelle plate  
x8 Arandela plana



**(G)**  
x1 Allen key M5 \*  
x1 Cle hexagon ale M5  
x1 Llave Allen M5

\* Replaceable Part

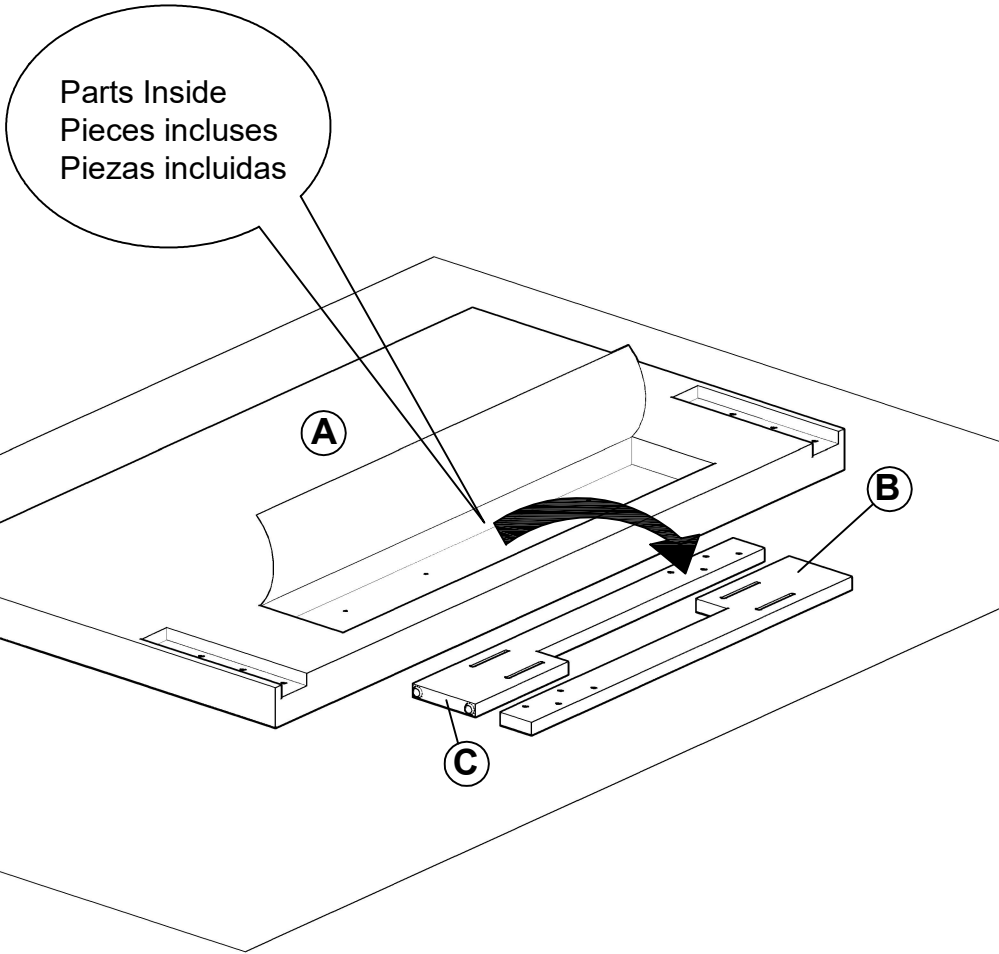


**ASSEMBLY INSTRUCTION / NOTICE DE MONTAGE / INSTRUCCIONES DE MONTAJE**

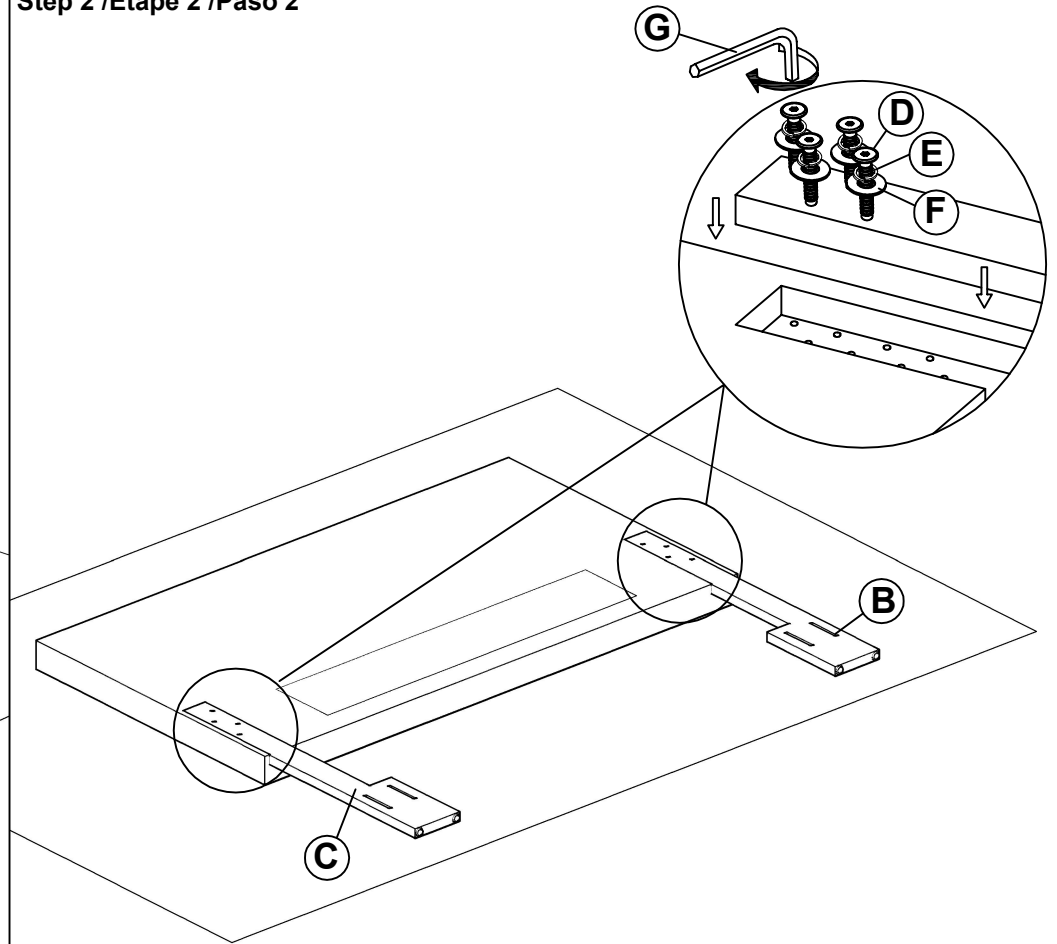
ITEM NO. / ARTICLE NO. / ARTICULONO: DS-D367-250-2

DESCRIPTION / DESCRIPCIÓN: FULL/QN VELVET CHANNEL HB-CHARCOAL / LIT DOUBLE / REINE DE LIT / CABECERO COMPLETA / REINA CABECERA

**Step 1 /Étape 1 /Paso 1**



**Step 2 /Étape 2 /Paso 2**



Headboard height can be adjusted to different positions, select the proper position for your desired bed height.  
La hauteur de la tete de lit est ajustable. Choisir la hauteur souhaitee,  
La cabecera puede ser ajustada en distintas posiciones. Seleccione la posici6n correcta segun la altura de la cama deseada.



# ASSEMBLY INSTRUCTION / NOTICE DE MONTAGE / INSTRUCCIONES DE MONTAJE


ITEM NO. / ARTICLE NO. / ARTICULONO: DS-D367-250-2

DESCRIPTION / DESCRIPCIÓN: FULL/QN VELVET CHANNEL HB-CHARCOAL / LIT DOUBLE / REINE DE LIT / CABECERO COMPLETA / REINA CABECERA

ASSEMBLY INSTRUCTIONS FOR BEDFRAME (not included) | INSTRUCTIONS DE MONTAGE BEDRA.ME (non inclus) / INSTRUCCIONES DE MONTAJE PARA BEDRAME (no incluido)

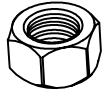
## INCLUDED HARDWARE / QUINCAILLERIE INCLUSES / ELEMENTOS DE FERRETERIA INCLUIDOS

**A**



x4 PCS  
Bolt m8 x 60mm  
Boulon m8 x 60mm  
Perno m8 x 60mm

**B**



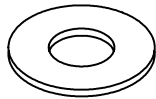
x4 PCS  
Hex nut  
Ecrou hexagonal  
Tuerca hexagonal

**C**



x4 PCS  
Spring washer  
Rondelle a ressort  
Arandela auto bloqueante

**D**



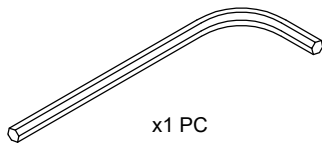
x8 PCS  
Flat washer  
Rondelle plate  
Arandela plana

**E**



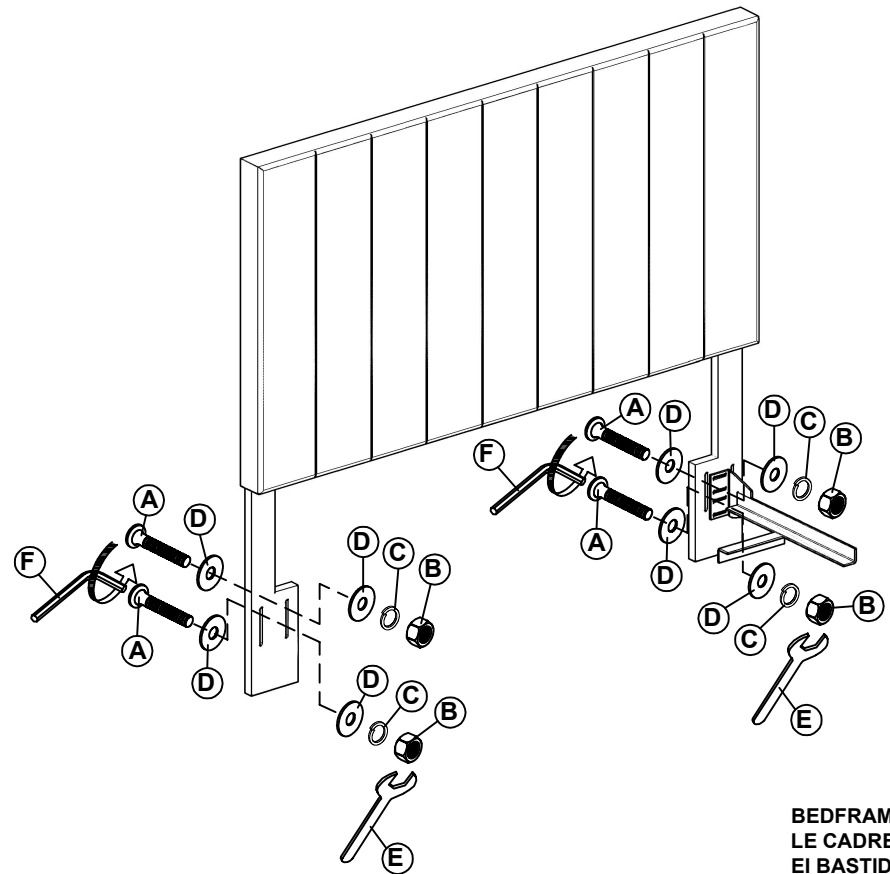
x1 PC  
Open Wrench  
Cle plate  
Llave abierta

**F**



x1 PC  
Allen key  
Cle hexagon ale  
Llave Allen

### Step 3 / Étape 3 / Paso 3

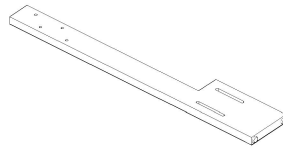




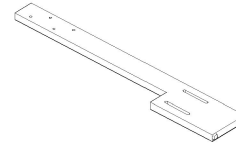
**REPLACEABLE PART / PARTIE REMPLACABLE / PARTE REEMPLAZABLE**

ITEM NO. / ARTICLE NO. / ARTICULONO: DS-D367-250-2

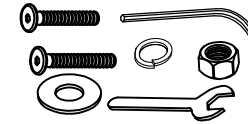
DESCRIPTION / DESCRIPCIÓN: FULL/QN VELVET CHANNEL HB-CHARCOAL / LIT DOUBLE / REINE DE LIT / CABECERO COMPLETA / REINA CABECERA



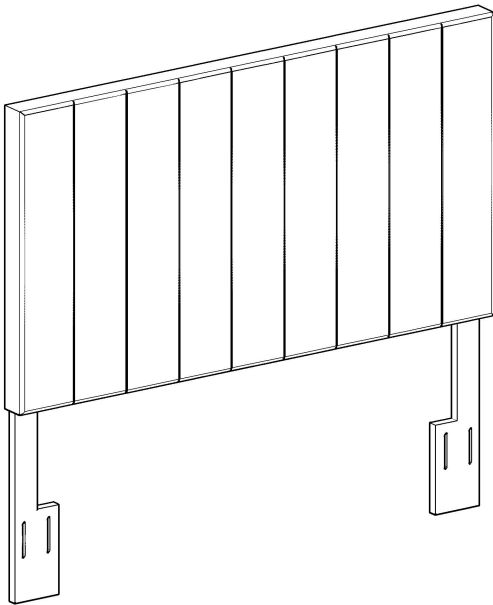
x1 RD367-250-2-LEGL Headboard legs (left) \*  
Pattes de la tete de lit (gauche)  
Pattes de cabecera (izquierda)



x1 RD367-250-2-LEGR Headboard legs (right) \*  
Pattes de la tete de lit (droite)  
Pattes de cabecera (derecha)



x1 RD367-230-1-HWKIT Hardware kit list \*  
Liste des pièces de quincaillerie  
Lista del kit de materiales



\* Replaceable Part