

# ASSEMBLY INSTRUCTION

ITEM: 638-85432-BLK Rowan Chest

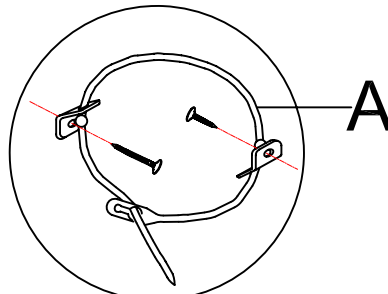
Thank you for purchasing this quality product. Be sure to unpack carefully looking for small parts which may have come loose during shipment.

Read all instruction and study the drawing carefully before starting the assembly process.

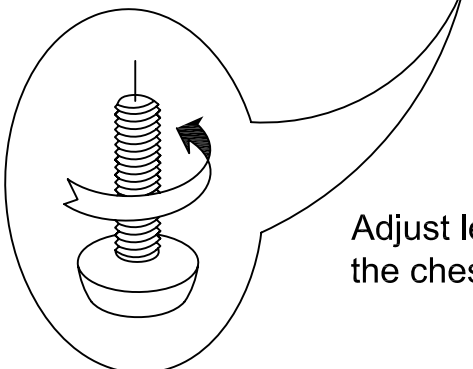
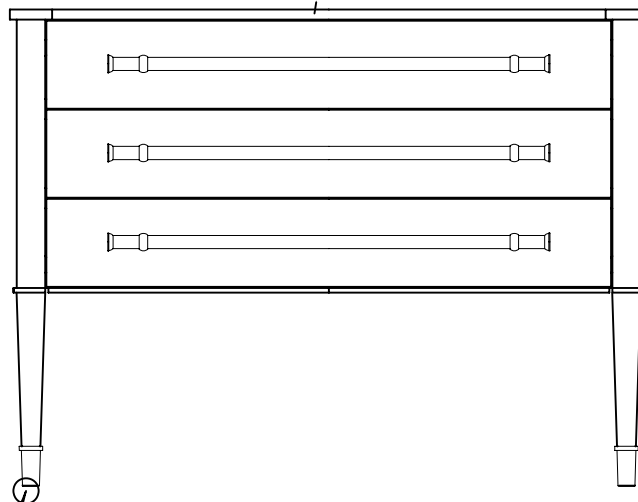
## HARDWARE PACK

NO.	DRAWING	DESCRIPTION	SIZE	Q'TY
A		Anti - Tip Kit		1 PC

### Tipping Restraint



Anti-tip kit is included for use.  
We recommend installing for  
safety reason.



Adjust leveler if needed to level  
the chest on uneven floor.

Note: Anti-tip kit restraint is provided.  
Please follow the instructions enclosed with the pack.