

Gamma

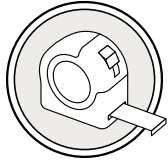
GAM-SB90

Wall Mount
Short Back Plate Hinge

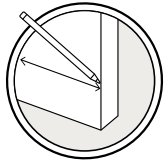
Tight Clearance Option Templates – 1/32" (1mm) to 1/4" (6mm)

Preferred Rectangle
Cut Out (Ideal for Future Glass)

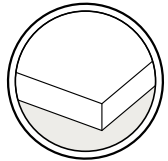
Alternate Mouse Ear
Cut Out



Do not measure images.
Use specified dimensions.

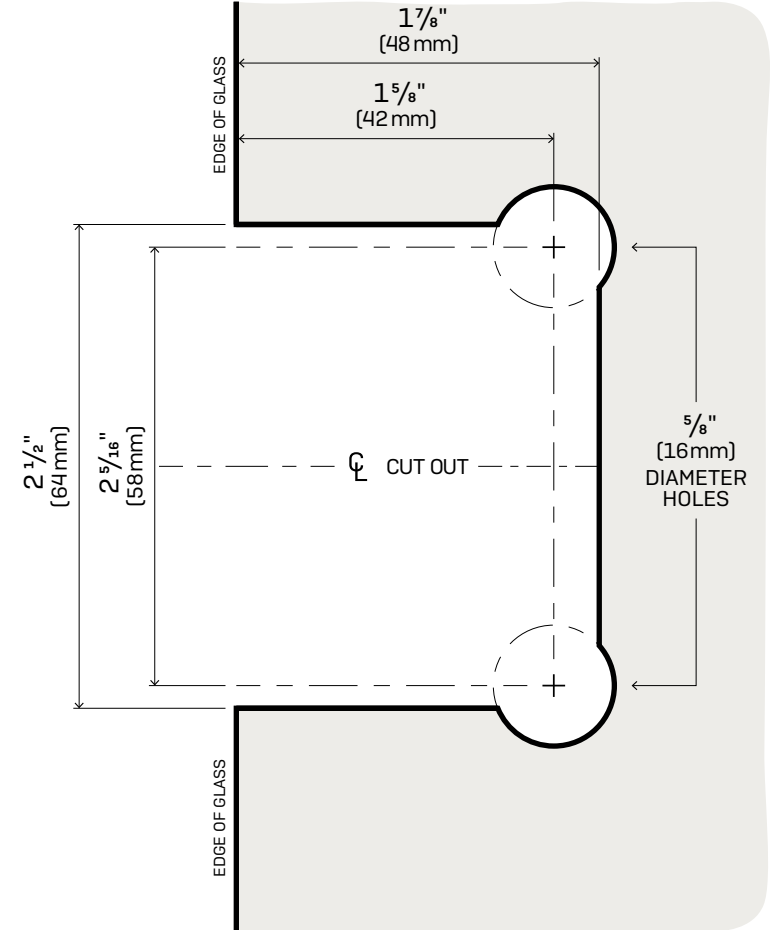
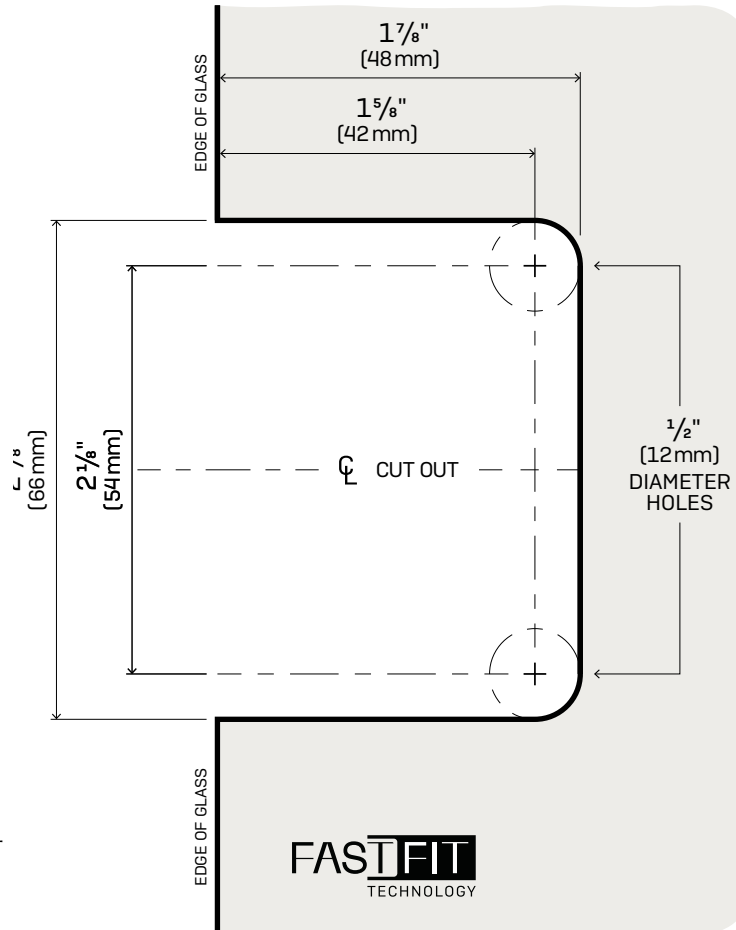


Measure from finished
edge of glass.



Use monolithic glass.

- > Use tight clearance option for closer to wall 1/32" (1mm) to 1/4" (6mm) installation
- > Use rectangle cut out option for quicker FastFit installation



Gamma

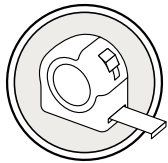
GAM-SB90

Wall Mount
Short Back Plate Hinge

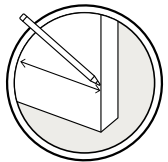
Standard Clearance Option Templates – $\frac{5}{32}$ " (4mm) to $\frac{5}{16}$ " (8mm)

Preferred Rectangle
Cut Out (Ideal for Future Glass)

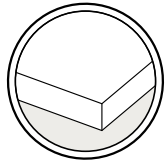
Alternate Mouse Ear
Cut Out



Do not measure images.
Use specified dimensions.



Measure from finished
edge of glass.



Use monolithic glass.

- > Use standard clearance option for $\frac{5}{32}$ " (4mm) to $\frac{5}{16}$ " (8mm) installation
- > Use rectangle cut out option for quicker FastFit installation

