







ASSEMBLY INSTRUCTIONS

Parts required

1		Bolt	Φ6*12MML	12pcs
2		Allen wrench		1pc

A		1pc
B		1pc

C		4pcs
D		1pc
E		1pc
F		2pcs

1.



2.



3.



4.



5.

