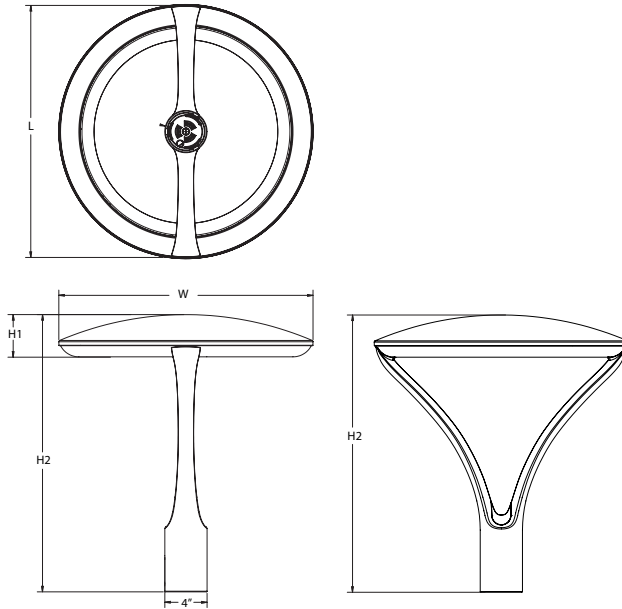


Radean Post Top LED Area Luminaire



Specifications

EPA:	1.02 ft ² (0.105 m ²)
Length:	24" (61cm)
Width:	24" (61cm)
H1 Luminaire Height:	4" (10.16cm)
H2 Luminaire Height:	26" (66.04cm)
Weight:	38lbs (17.24Kg)



Catalog
Number

Notes

Type

Hit the Tab key or mouse over the page to see all interactive elements.

Introduction

The architecturally-inspired shape of the RADEAN™ post top area luminaire embodies the grace and strength of the RADEAN family. The twin copper-core cast aluminum arms support the slender superstructure, creating a beautiful sculpture by day transforming into a beacon of comfort by night. Triangular arms redirect reflection maintaining its visually quiet appearance. With sleek lines and simple silhouettes, these LED luminaires use specialized lighting and visual comfort to transform common areas like courtyards, outdoor retail locations, universities and corporate campuses into pedestrian-friendly nighttime environments.

Ordering Information

EXAMPLE: RADPT LED P3 30K SYM MVOLT PT4 PE DNAXD

Series	Performance package	Color temperature	Distribution	Voltage	Mounting (required)
RADPT LED	P1 3,000 Lumens P2 5,000 Lumens P3 7,000 Lumens P4 10,000 Lumens P5 15,000 Lumens	27K 2700K 30K 3000K 35K 3500K 40K 4000K 50K 5000K	SYM Symmetric type V ASY Asymmetric type IV PATH Pathway Type III	MVOLT ² 277 ² 120 ² 347 208 ² 480 240 ²	PT4 ³ Slips inside a 4" OD round metal pole RADPT20 Slips over a 2 3/8" diameter tenon (4" tall tenon required) RADPT25 Slips over a 2 7/8" diameter tenon (4" tall tenon required)
Control options	Other options	Finish (required)			
Shipped installed NLTAIR2 nLight AIR 2.0 enabled ⁴ PE Button photocell ⁴ FAO Field adjustable output ⁴	SF Single Fuse ² DF Double Fuse ² R90 Rotated optics ⁵	Shipped installed HS Houseside shield ⁶	DDBXD Dark bronze DBLXD Black DNAXD Natural aluminum DWHXD White	DDBTXD Textured dark bronze DBLBXD Textured black DNATXD Textured natural aluminum DWHGXD Textured white	



COMMERCIAL OUTDOOR

One Lithonia Way • Conyers, Georgia 30012 • Phone: 1-800-705-SERV (7378) • www.lithonia.com
© 2011-2023 Acuity Brands Lighting, Inc. All rights reserved.

RADPT LED
Rev. 08/24/23

Ordering Information

Accessories

Ordered and shipped separately.

RADHS	Houseside shield (shield is white)
RADCS DDBXD U	Decorative clamshell base for 4" RSS pole (specify finish)
RADFBC DDBXD U	Full base cover for 4" RSS pole (specify finish)

For more control options, visit [DTL](#) and [ROAM](#) online.

NOTES

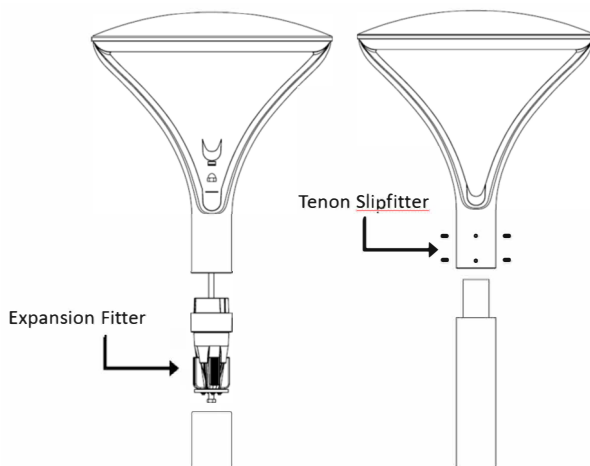
- 2700K and 3500K may require extended lead-times.
- MVOLT driver operates on any line voltage from 120-277V (50/60 Hz). Single fuse (SF) requires 120, 277 or 347 voltage option. Double fuse (DF) requires 208, 240 or 480 voltage option.
- Requires nominal 4" round straight metal pole.
- NLTAIR2 not available with PE or FAO. Must link to external nLight Air network. Does not include occupancy sensor. For more information refer to [rSBOR](#) pole mount sensor.
- For left rotation, select R90 and rotate luminaire 180° on pole.
- Also available as a separate accessory; see Accessories information at left. HS not available with R90. Shield is field rotatable shield in 180° increments.

Mounting

PT4

RADPT20 or RADPT25

RADPT20 and RADPT25 mounting require a 4" tall tenon (standard on Lithonia poles).



Recommended Poles for use with RADEAN RADPT LED Luminaires.

Acuity Part Number	Description	For luminaires	Used with Mounting
RSS 10 4B PT DDBXD	10' Round Straight Steel - 4" O.D. - Open Top	RADPT LED	PT4
RSS 12 4B PT DDBXD	12' Round Straight Steel - 4" O.D. - Open Top	RADPT LED	PT4
RSS 14 4B PT DDBXD	14' Round Straight Steel - 4" O.D. - Open Top	RADPT LED	PT4
RSS 16 4B PT DDBXD	16' Round Straight Steel - 4" O.D. - Open Top	RADPT LED	PT4
RSS 18 4B PT DDBXD	18' Round Straight Steel - 4" O.D. - Open Top	RADPT LED	PT4
RSS 20 4B PT DDBXD	20' Round Straight Steel - 4" O.D. - Open Top	RADPT LED	PT4
RSS 25 4B PT DDBXD	25' Round Straight Steel - 4" O.D. - Open Top	RADPT LED	PT4
RSS 10 4B T20 DDBXD	10' Round Straight Steel - 4" O.D. - Tenon Top	RADPT LED	RADPT20
RSS 12 4B T20 DDBXD	12' Round Straight Steel - 4" O.D. - Tenon Top	RADPT LED	RADPT20
RSS 14 4B T20 DDBXD	14' Round Straight Steel - 4" O.D. - Tenon Top	RADPT LED	RADPT20
RSS 16 4B T20 DDBXD	16' Round Straight Steel - 4" O.D. - Tenon Top	RADPT LED	RADPT20
RSS 18 4B T20 DDBXD	18' Round Straight Steel - 4" O.D. - Tenon Top	RADPT LED	RADPT20
RSS 20 4B T20 DDBXD	20' Round Straight Steel - 4" O.D. - Tenon Top	RADPT LED	RADPT20
RSS 25 4B T20 DDBXD	25' Round Straight Steel - 4" O.D. - Tenon Top	RADPT LED	RADPT20

* Customer must verify pole loading per required design criteria and specified wind speed. Consult pole specification sheet for additional details.

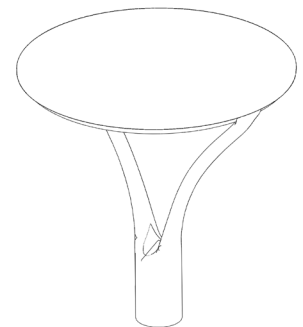
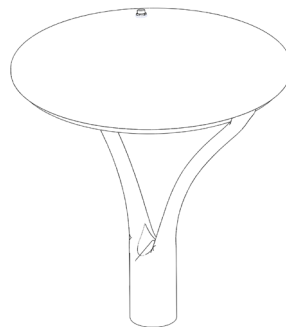
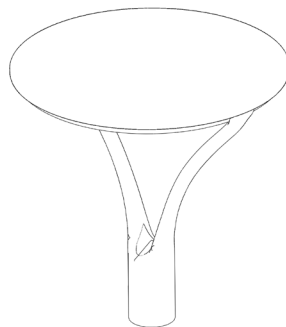
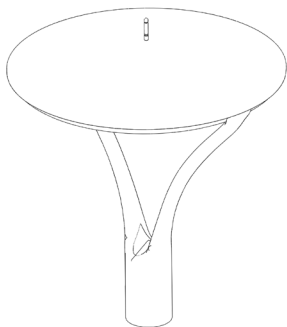
Control Options

NLTAIR2

PIR (No visible change)

PE

FAO (No visible change)



Performance Data

Lumen Output

Lumen values are from photometric tests performed in accordance with IESNA LM-79-08. Data is considered to be representative of the configurations shown. Contact factory for performance data on any configurations not shown here.

Performance Package	Input Wattage	Distribution	2700K					3000K					3500K					4000K					5000K				
			Lumens	B	U	G	LPW	Lumens	B	U	G	LPW	Lumens	B	U	G	LPW	Lumens	B	U	G	LPW	Lumens	B	U	G	LPW
P1	25	ASY	2,924	2	1	2	115	3,022	2	2	2	119	3,095	2	2	2	122	3,168	2	2	2	125	3,168	2	2	2	125
		PATH	2,529	2	1	2	100	2,613	2	2	2	103	2,676	2	2	2	105	2,739	2	2	2	108	2,739	2	2	2	108
		SYM	3,086	2	1	1	121	3,189	2	1	1	126	3,266	2	1	1	129	3,344	2	1	1	132	3,344	2	1	1	132
P2	38	ASY	4,521	3	2	3	119	4,672	3	2	3	123	4,785	3	2	3	126	4,898	3	2	3	129	4,898	3	2	3	129
		PATH	3,909	2	2	2	103	4,040	2	2	2	106	4,137	2	2	2	109	4,235	3	2	3	111	4,235	3	2	3	111
		SYM	4,772	2	2	1	126	4,931	3	2	1	130	5,050	3	2	1	133	5,169	3	2	1	136	5,169	3	2	1	136
P3	54	ASY	6,387	3	2	3	119	6,600	3	2	3	123	6,760	3	2	3	126	6,919	3	2	3	129	6,919	3	2	3	129
		PATH	5,523	3	2	3	103	5,707	3	2	3	106	5,845	3	2	3	109	5,983	3	2	3	112	5,983	3	2	3	112
		SYM	6,741	3	2	2	126	6,966	3	2	2	130	7,135	3	2	2	133	7,303	3	2	2	136	7,303	3	2	2	136
P4	86	ASY	10,150	4	2	4	118	10,489	4	2	4	122	10,742	4	2	4	125	10,996	4	2	4	128	10,996	4	2	4	128
		PATH	8,777	3	2	3	102	9,070	3	2	3	106	9,289	3	2	3	108	9,509	3	2	3	111	9,509	3	2	3	111
		SYM	10,713	3	2	2	125	11,071	3	2	2	129	11,338	3	2	2	132	11,606	3	2	2	135	11,606	3	2	2	135
P5	123	ASY	14,250	4	2	4	116	14,724	4	2	4	120	15,081	4	3	4	123	15,437	4	3	4	126	15,437	4	3	4	126
		PATH	12,322	4	2	4	101	12,733	4	3	4	104	13,041	4	3	4	106	13,349	4	3	4	109	13,349	4	3	4	109
		SYM	15,040	4	2	3	123	15,541	4	2	3	127	15,917	4	2	3	130	16,293	4	2	3	133	16,293	4	2	3	133

Lumen Ambient Temperature (LAT) Multipliers

Use these factors to determine relative lumen output for average ambient temperatures from 0-40°C (32-104°F).

Ambient	LAT Factor	
0°C	32°F	1.06
5°C	41°F	1.05
10°C	50°F	1.04
15°C	59°F	1.02
20°C	68°F	1.01
25°C	77°F	1.00
30°C	86°F	0.99
35°C	95°F	0.98
40°C	104°F	0.96

Projected LED Lumen Maintenance

Data references the extrapolated performance projections for the **RADPT LED** platform in a **25°C ambient**, based on 10,000 hours of LED testing (tested per IESNA LM-80-08 and projected per IESNA TM-21-11).

To calculate LLF, use the lumen maintenance factor that corresponds to the desired number of operating hours below. For other lumen maintenance values, contact factory.

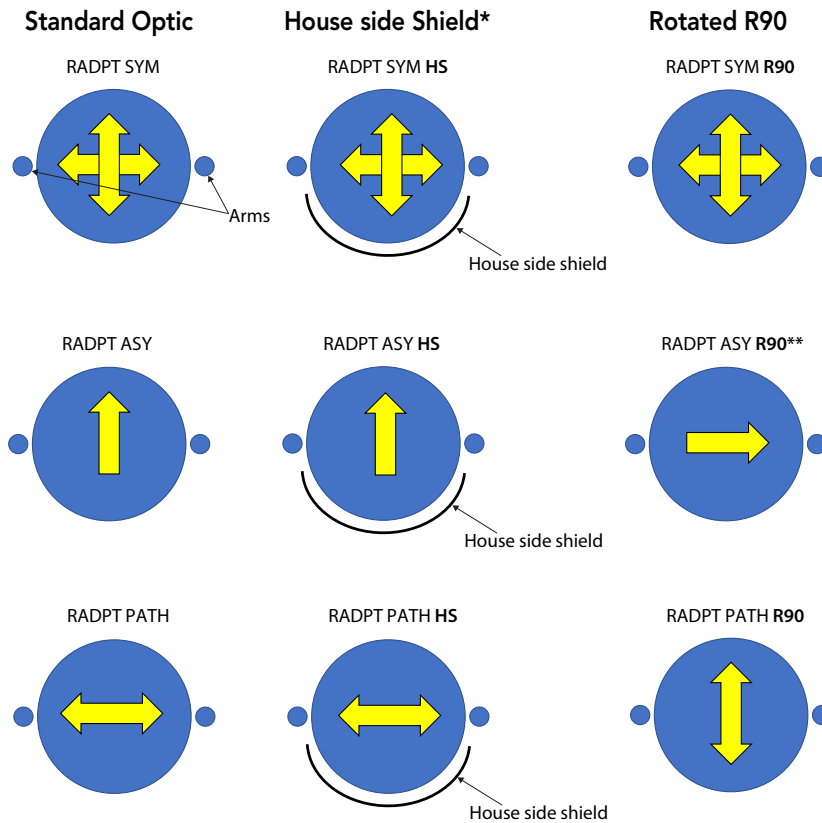
	Projected LED Lumen Maintenance			
	0	25,000	50,000	100,000
P1	1.00	0.96	0.91	0.82
P2	1.00	0.96	0.91	0.82
P3	1.00	0.96	0.91	0.82
P4	1.00	0.96	0.91	0.82
P5	1.00	0.95	0.89	0.78

Electrical Load

Lumen Package	LED Drive Current	Voltage	Wattage		Current (A)					
					120	208	240	277	347	480
P1	500	42.8	21.4	Input Current	0.22	0.13	0.11	0.1	0.08	0.06
				System Watts	26	26	26	27	25	26
P2	770	43	33.1	Input Current	0.33	0.19	0.16	0.14	0.11	0.08
				System Watts	39	39	39	39	38	38
P3	1100	43.2	47.5	Input Current	0.46	0.26	0.23	0.2	0.16	0.12
				System Watts	55	54	54	54	54	54
P4	900	87.3	78.6	Input Current	0.73	0.42	0.36	0.32	0.25	0.18
				System Watts	87	86	86	86	86	86
P5	1250	88.2	110.2	Input Current	1	0.58	0.5	0.44	0.35	0.25
				System Watts	120	119	119	119	120	120



Isofootcandle plots are considered to be representative of available optical distributions.



*HS not available with R90

**For L90, use R90 and rotate luminaire 180° on pole

FEATURES & SPECIFICATIONS

INTENDED USE

Pedestrian areas such as parks, campuses, pathways, courtyards and pedestrians malls.

CONSTRUCTION

Single-piece die-cast aluminum housing with nominal wall thickness of 0.125" on a 6mm thick acrylic waveguide is fully gasketed with a single piece tubular silicone gasket.

FINISH

Exterior parts are protected by a zinc-infused Super Durable TGIC thermoset powder coat finish that provides superior resistance to corrosion and weathering. A tightly controlled multi-stage process ensures a minimum 3 mils thickness for a finish that can withstand extreme climate changes without cracking or peeling. Standard Super Durable colors include dark bronze, black, natural aluminum and white. Available in textured and non-textured finishes.

OPTICS

6MM thick acrylic waveguide with 360° flexible LED board. Available in 2700K, 3000K, 3500K, 4000K and 5000K (80CRI) CCT configurations.

ELECTRICAL

Light engine consists of 96 high-efficacy LEDs mounted to a flexible circuit board and aluminum heat sink, ensuring optimal thermal management and long life. Fixtures ship standard with 0-10v dimming driver. Class 1 electronic driver has a power factor >90%, THD <20%, and has an expected life of 100,000 hours with <1% failure rate. Easily-serviceable 10kV surge protection device meets a minimum Category C Low for operation (per ANSI/IEEE C62.41.2).

INSTALLATION

Standard post-top PT4 type mounting configuration fits into a 4" OD open pole top (round pole only). Alternate tenon (2-3/8" or 2-7/8") mounting also available and require 4" tall tenons.

LISTINGS

CSA certified to U.S. and Canadian standards. Luminaire is IP65 rated. Rated for -40°C minimum ambient.

DesignLights Consortium® (DLC) Premium qualified product and DLC qualified product. Not all versions of this product may be DLC Premium qualified or DLC qualified. Please check the DLC Qualified Products List at www.designlights.org/QPL to confirm which versions are qualified.

International Dark-Sky Association (IDA) Fixture Seal of Approval (FSA) is available for all products on this page utilizing 3000K color or less. U.S. Patent No. D925,088S

BUY AMERICAN ACT

This product is assembled in the USA and meets the Buy America(n) government procurement requirements under FAR, DFARS and DOT regulations. Please refer to www.acuitybrands.com/resources/buy-american for additional information.

WARRANTY

5-year limited warranty. This is the only warranty provided and no other statements in this specification sheet create any warranty of any kind. All other express and implied warranties are disclaimed. Complete warranty terms located at: www.acuitybrands.com/support/warranty/terms-and-conditions

Note: Actual performance may differ as a result of end-user environment and application. All values are design or typical values, measured under laboratory conditions at 25 °C. Specifications subject to change without notice.