

1802-EPD Heater Kit Part Number 2600-582

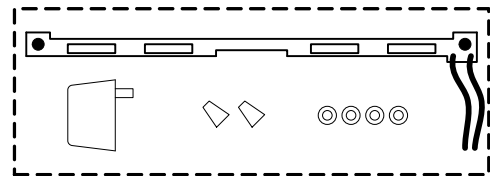


IMPORTANT!

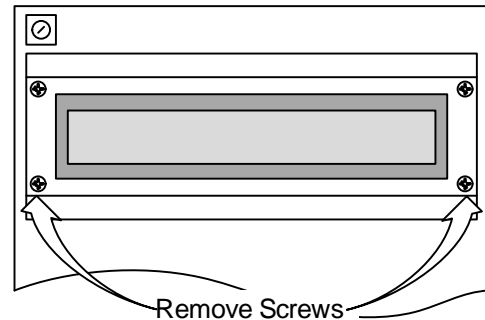
Power the heater assembly only from the 16 V, 20 VA transformer supplied. **Do not power the heater from the telephone entry system power transformer.**

The 2600-582 Heater Kit allows the 1802-EPD Telephone Entry System LCD display to maintain normal operation to approximately -20°F (-29°C). The heater assembly has a built-in thermostat that will automatically turn the heater on when the temperature drops below 40°F (4°C).

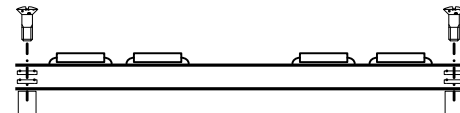
- 1 ea. Heater Assembly
- 1 ea. Transformer 16 V, 20 VA
- 2 ea. Wire Nuts
- 4 ea. Nylon Washers



- 1** Remove the two (2) screws from the lower part of the display board .



- 2** Install the heater assembly with the nylon washers supplied . The nylon washers **MUST** be installed between the heater assembly and the display circuit board . Replace the screws removed in step 1.



- 3** Connect the heater assembly wires to the 16 V, 20 VA transformer using the wire nuts supplied . **DO NOT power the heater assembly from the telephone entry system power transformer .**

