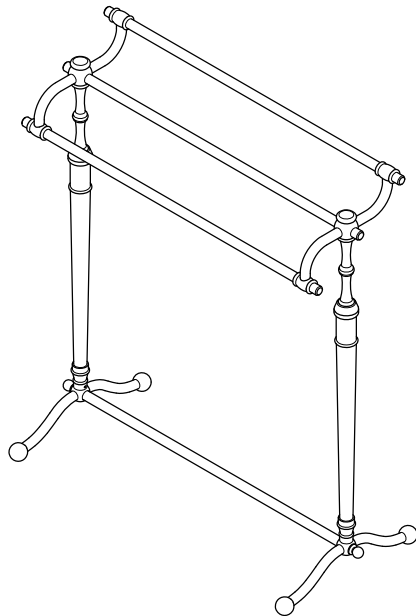
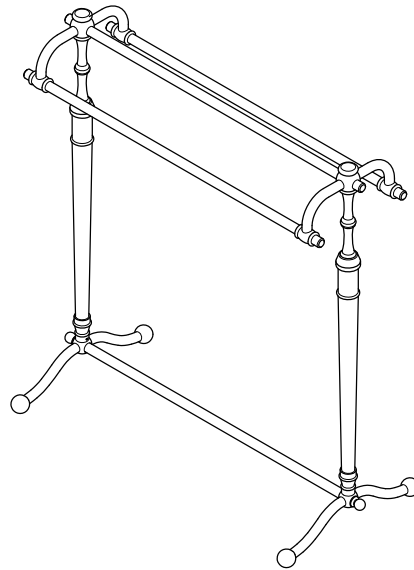


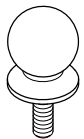


## Pedestal Towel Rack Installation Instructions



### Parts:

Bolt



2 Pcs

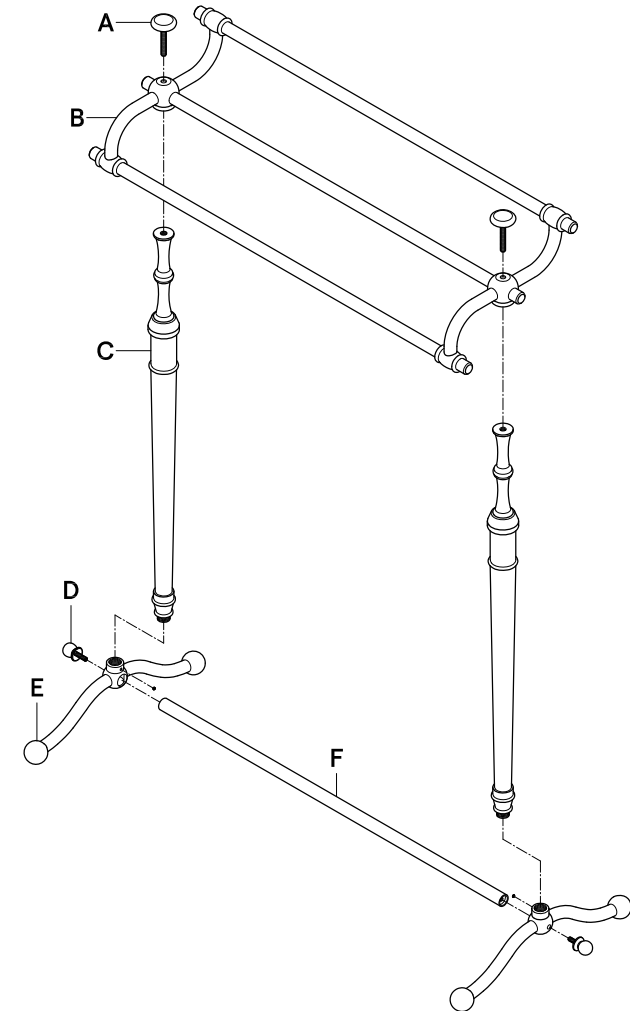
[www.kingstonbrass.com](http://www.kingstonbrass.com)

TOLL-FREE CUSTOMER SERVICE: 1-877-2-KBRASS  
TECHNICAL SUPPORT E-mail: [service@kingstonbrass.com](mailto:service@kingstonbrass.com)  
12775 Reservoir Street, Chino, CA 91710

### Tools Required



Allen Wrench



### Installation Steps:

- Step 1. Thread vertical sidebars (C) into the foot assembly.
- Step 2. Insert the horizontal bottom bar, and secure with decorative bolts (D).
- Step 3. Secure top rack assembly (B) to the vertical side bars using decorative bolts (A).
- Step 4. Check that all bolts are tight and secure.

### Cleaning

Clean with a damp cloth only.  
Avoid using metal or abrasive polishes.

©2025 LVC Kingston LLC. All Rights Reserved.  
2025-05-T