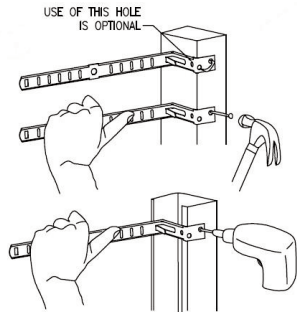


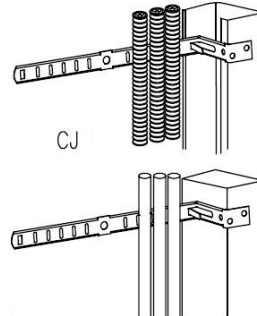
CJ Installation - Horizontal

1



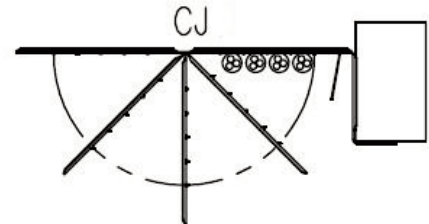
Screw, or nail fastener to metal or wood stud.

2



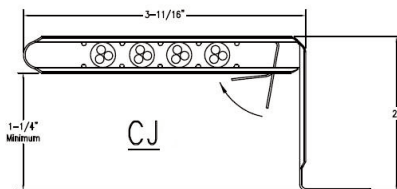
Run cables so they rest against inside half of bracket.

3



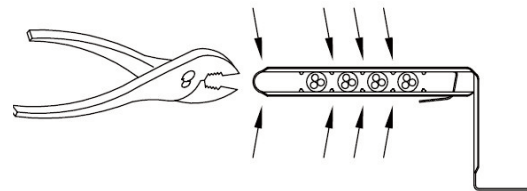
Fold fastener over cables & align tab with hole. Insert tab in hole.

4



Fold tab as shown to latch fastener.

5



Optional: For a snug grip on the cables, crimp the fastener with pliers. Please use CARE! Do not damage cable jacket.