

ASSEMBLY INSTRUCTION

ITEM: 628-50607-90 Kandin Bar Cabinet

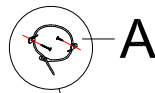
Thank you for purchasing this quality product. Be sure to unpack carefully looking for small parts which may have come loose during shipment.

Read all instruction and study the drawing carefully before starting the assembly process.

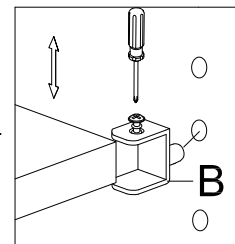
HARDWARE PACK

NO.	DRAWING	DESCRIPTION	SIZE	Q'TY
A		Anti - Tip Kit		1 PC
B		Shelf Pin	21*30MM	5 PCS

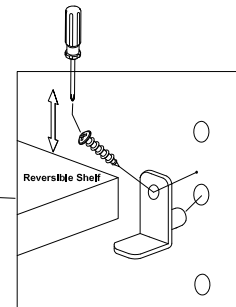
Tipping Restraint



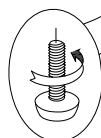
Anti-tip kit is included for use. We recommend installing for safety reason.



The glass shelf is packed in inner box to avoid damage during transit. Take out glass shelf and screw it to the cabinet with shelf pins (B).



The adjustable/reversible wood shelf is screwed in place to avoid damage during transit. To adjust the shelf height, remove screws then place shelf pins in the desired level.



Adjust leveler if needed to level cabinet on uneven floor.

Note: Anti-tip kit restraint is provided. Please follow the instructions enclosed with the pack.