

ECLECTIC.SPIRITED.WONDERFULLY COMFORTABLE.

MADELINE • UPHOLSTERED • BENCH SEAT



Shown in fabric 13755-57. Washed oak leg finish with brass casters.
(Shown above: Madeline-110, Madeline-241, Madeline-111)

Madeline-110/111
Chaise-RSC/LSC
L38" D64" H34"

Madeline-214/215
Two Seated End - RSE/LSE
L75" D40" H34"

Madeline-241
Large Armless
L64" D40" H34"

Seat Height 21"
Seat Depth 25"
Arm Height 29"

MADELINE SECTIONAL COLLECTION			
	110/111 Chaise	214/215 Two Seated End	241 Large Armless
Standard Features			
One 14x25 Non Welled Bolster Pillow*	x	x	N/A
Wood Leg Finish Options	x	x	x
Cloud Cushion	x	x	x
Sinuous Underconstruction	x	x	x
Options - See Price List for Prices			
Bliss Cushion	x	x	x
Nailhead Trim	x	x	x
Brass or Pewter Casters**	x	x	x
Extra 18" TP Pillows (XP)	x	x	N/A
Ordering Instructions			
To Order, Please write the following	Madeline- 110-RSC/111-LSC	Madeline- 214-RSE/215-LSE	Madeline-241

Pattern Availability: RG, PS, NM, RS

NM & RS Pattern types will have seams approximately 52" from center on cushion front seat rail, in-back and out back.

NOTE:

*Bolster pillows are available in contrasting fabric.

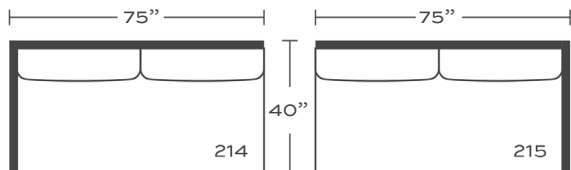
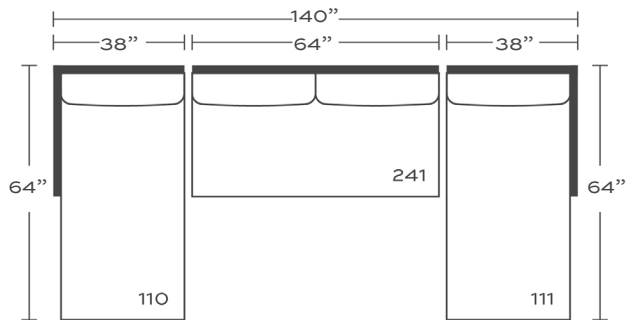
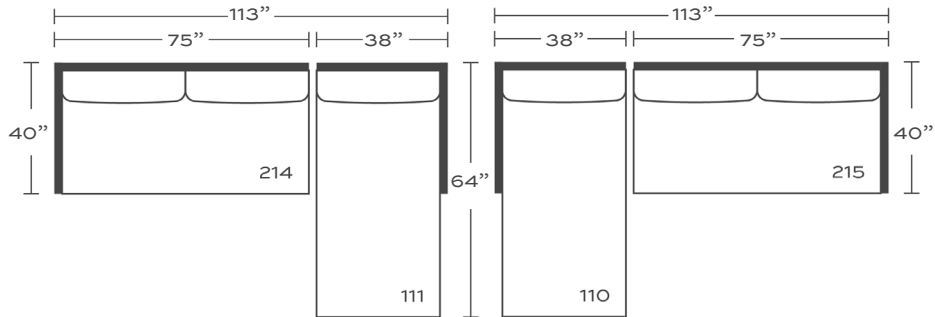
**This sofa is standard with metal casters in either Brass or Pewter.
You MUST specify the caster finish when ordering.

-IF nails ARE NOT stated on the order, then the piece will be produced without nails.

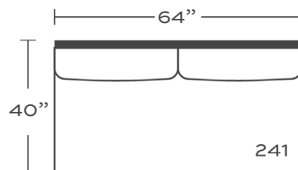
-IF nails ARE ordered, you MUST specify the nail finish: Brass or Gold (comes with Brass Casters);
Pewter or Black Nickel (comes with Pewter Casters).

ECLECTIC.SPIRITED.WONDERFULLY COMFORTABLE.

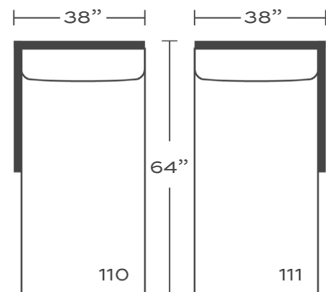
MADELINE • UPHOLSTERED • BENCH SEAT



Small Seated End
L75" D40" H34"



Large Armless
L64" D40" H34"



Chaise
L38" D64" H34"