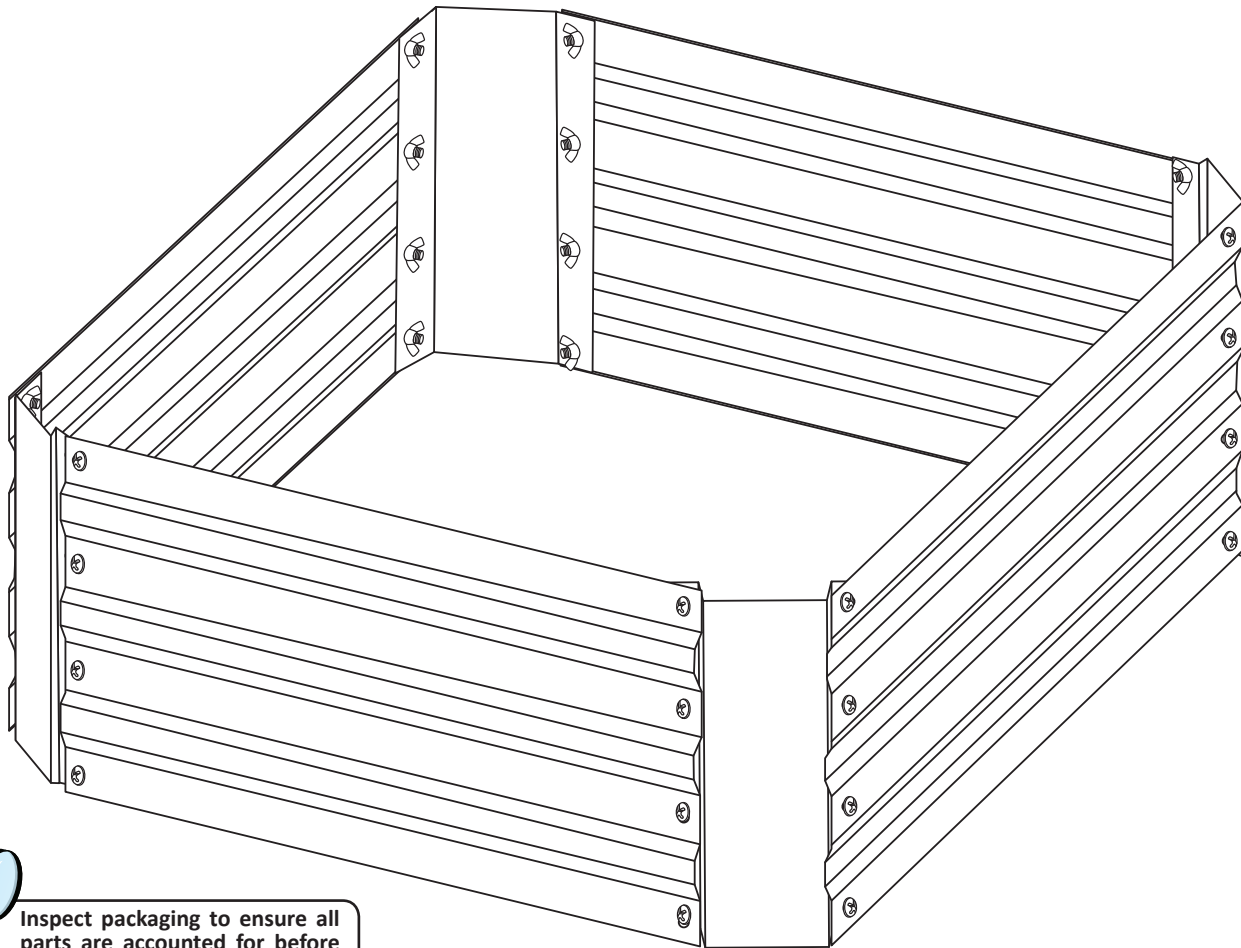






SQUARE GALVANIZED STEEL RAISED GARDEN BED

Read the assembly instructions carefully and follow the care instructions. Save this document for future reference.

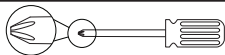
Assemble on a soft, clean surface to avoid scratching or damaging the finish.



Inspect packaging to ensure all parts are accounted for before disposing of packing materials.

No.	PARTS		QTY.
A		Side Panel	4
B		Corner	4
C		Bolt	32
D		Wing Nut	32

TOOLS REQUIRED (not included)



Phillips Screwdriver



CAUTION:

SHARP EDGES USE EXTREME CAUTION

◀ WEAR GLOVES DURING ASSEMBLY ▶



WARNING

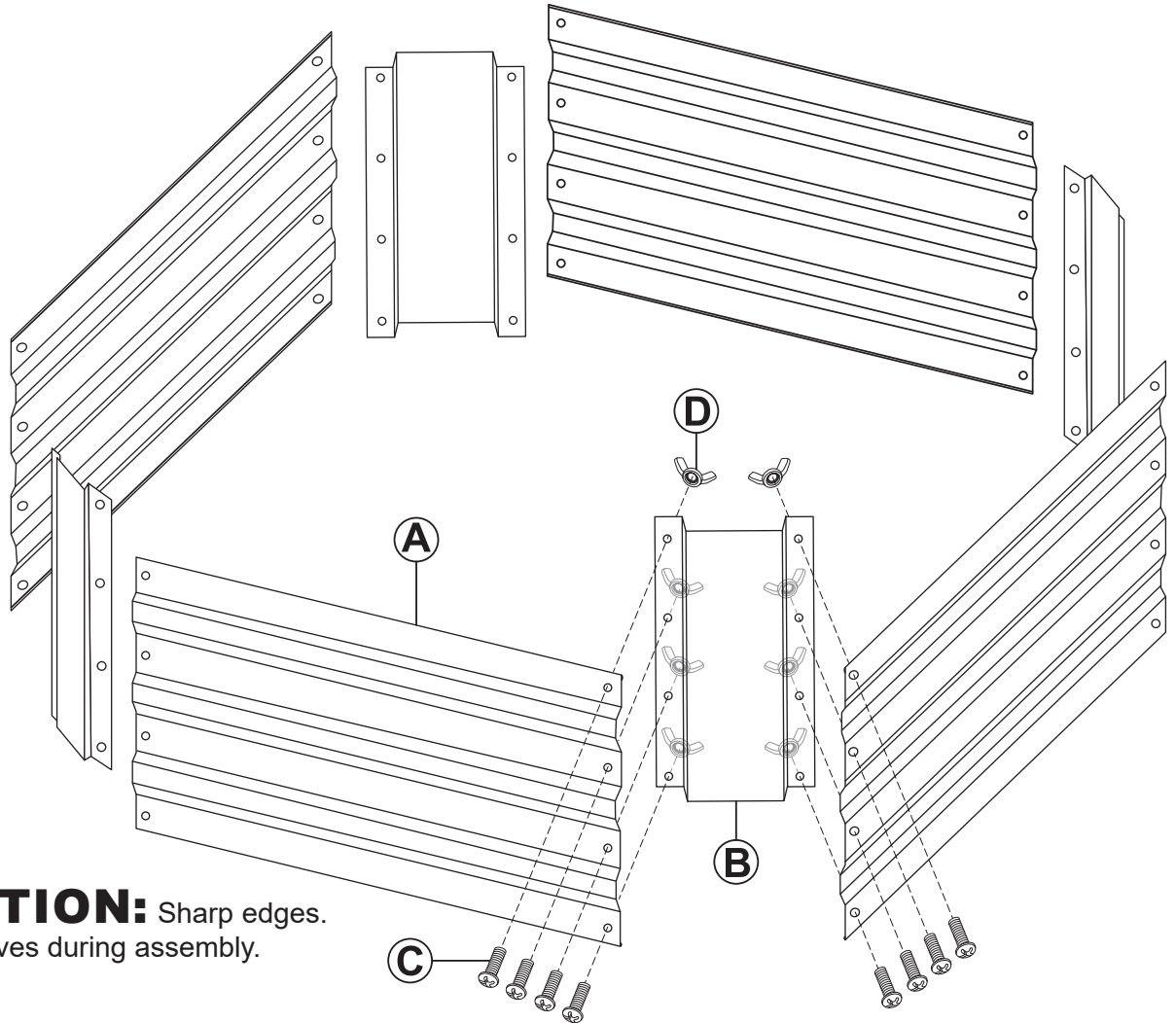


CHOKING HAZARD — This item contains small parts that can be swallowed. Keep children and pets away during assembly.

ASSEMBLY

Review all steps and understand assembly before beginning.

Do not fully tighten hardware until all components have been loosely assembled.



CAUTION: Sharp edges.
Wear gloves during assembly.

! HELPFUL HINTS

- Do not tighten any bolts until the entire unit is loosely assembled. If hardware is tightened too soon, mounting holes may not align and parts may not easily fit together.
- Ensure panels are installed with the rolled edges facing the inside of the bed.

1. Align Corner (B) on the inside edge of Side Panel (A).
2. Loosely fasten Side Panel (A) and Corner (B) by hand-tightening four Bolts (C) and Wing Nuts (D).
3. After all pieces have been loosely assembled, fully tighten all wing nuts.

Any modification to the product or failure to follow recommended care will void the product warranty.

*If you experience issues with assembly or the product was damaged during transit,
please contact our customer service team through one of the methods mentioned at the top of page 1.*

Please have the item number and order information ready to expedite response time.

! WARNING:

Manufacturer and seller expressly disclaim any and all liability from personal injury, property damage or loss, whether direct or indirect, or incidental, resulting from the incorrect attachment, improper use, inadequate maintenance, or neglect of this product.