


ITEM: 7050-55498-85 Entertainment Credenza

Thank you for purchasing this quality product. Be sure to unpack carefully looking for small parts which may have come loose during shipment.

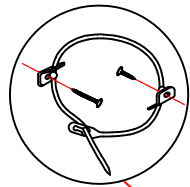
Read all instruction and study the drawing carefully before starting the assembly process.

HARDWARE PACK

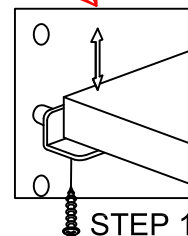
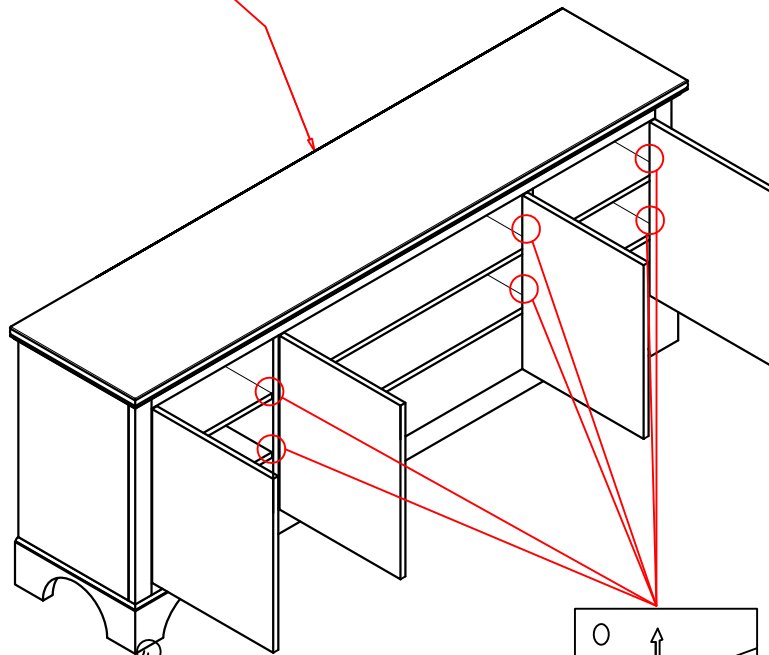
NO.	DRAWING	DESCRIPTION	SIZE	Q'TY
A		Anti - Tip Kit		1PC

Tipping Restraint

Anti-tip kit is included for use.
We recommend installing for
safety reason



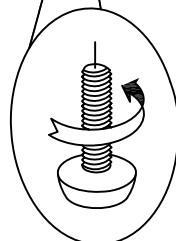
A



To adjust the shelf height,
remove screws then place
shelf pins in the desired
level.

STEP 1

Adjust Leveler if needed
to level case on uneven
floor.



STEP 2

Note: Anti-tip kit restraint is provided.
Please follow the instructions enclosed with the pack.