








30" STEEL LOG RACK



QXWR30

Review all assembly and care information before using this product. Save this manual for future reference.
Assemble components on a soft, clean surface to avoid damaging the finish.




Inspect packaging to ensure all parts are accounted for before disposing of packing materials.
Save the packing slip.

No.	PARTS		QTY.
1		End Panel	1
2		End Panel with Hooks	1
3		Rail	2
4		M8x60mm Bolt	8
5		Lock Nut	8
6		Washer	8

TOOLS REQUIRED (not included)	
	12mm Socket Wrench
	13mm Wrench

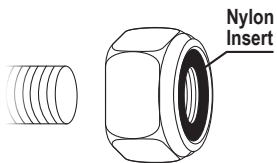
WARNING

CHOKING HAZARD — This item contains small parts that can be swallowed. Keep children and pets away during assembly.

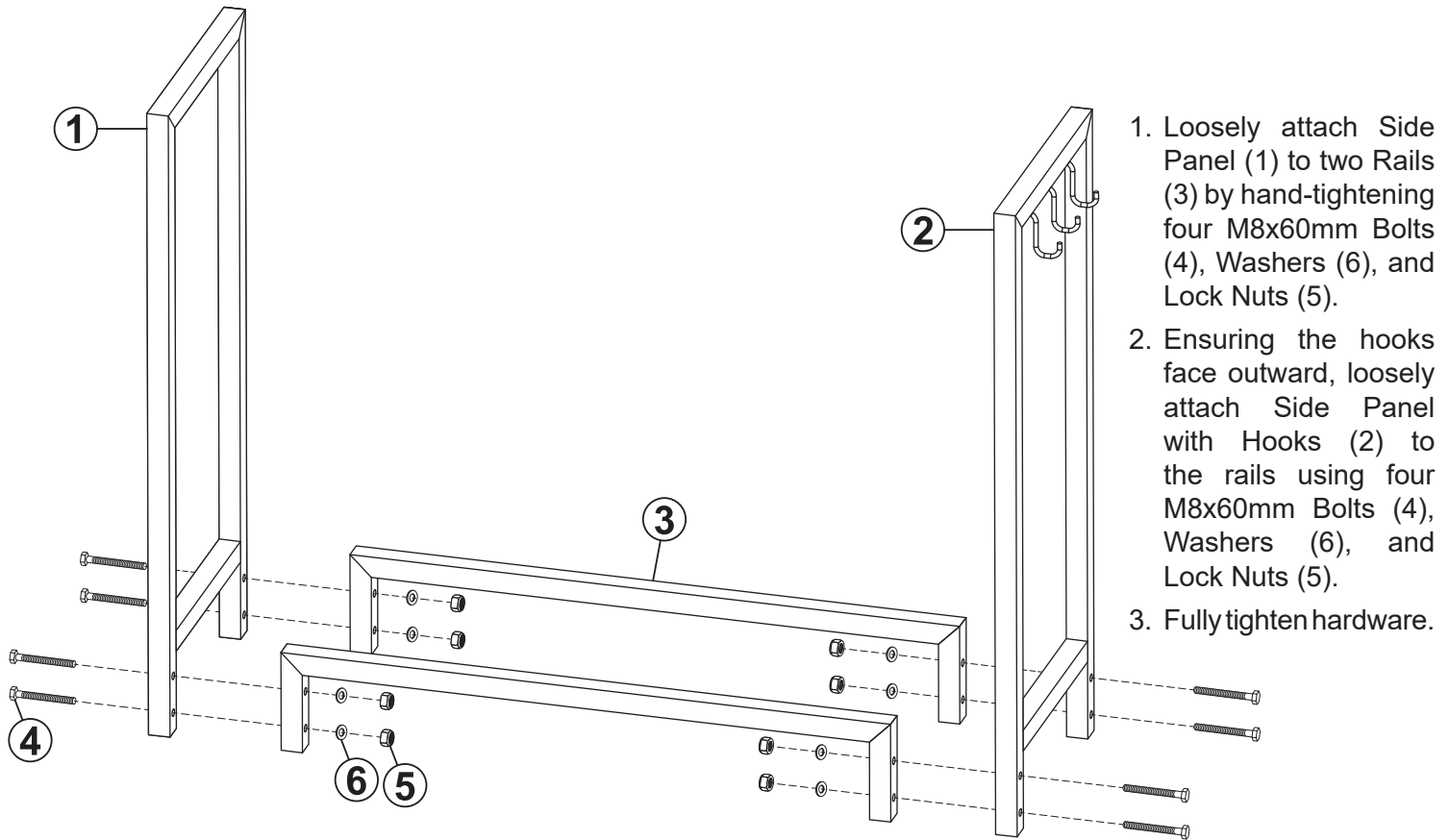
 WARNING: Manufacturer and seller expressly disclaim any and all liability from personal injury, property damage or loss, whether direct or indirect, or incidental, resulting from the incorrect attachment, improper use, inadequate maintenance, or neglect of this product.

ASSEMBLY

Review all information and understand assembly before beginning.



! IMPORTANT: Lock nuts must be installed with the nylon insert on the outside. Tools are required to fully tighten lock nuts, failure to properly tighten the lock nuts may result in product malfunction or personal injury.



! SAFETY STATEMENTS & WARNINGS !

- Place log rack on a hard, dry surface.
- Do not overload the log rack — holds approximately 1/8 face cord of firewood.
- Ensure fittings are tight before use. Periodically check and tighten hardware as necessary.
- Protect the unit from outdoor elements with a cover. Cover not included.
- Do not allow children to play with or around the log rack.

Any modification to the product or failure to follow recommended care will void the product warranty.

If you experience issues with assembly or the product was damaged during transit, please contact our customer service team through one of the methods mentioned at the top of page 1.

Please have the item number and order information ready to expedite response time.

! WARNING: Manufacturer and seller expressly disclaim any and all liability from personal injury, property damage or loss, whether direct or indirect, or incidental, resulting from the incorrect attachment, improper use, inadequate maintenance, or neglect of this product.