

DSK56 Select

Surface Mount LED Downlight

Product Description

Now part of the NICOR Select line, the DSK Driverless Surface Mount LED Downlight is affordable, easy to install lighting that also offers the ability to adjust the CCT to 3000K, 4000K or 5000K. The ultra slim, driverless technology allows this fixture to fasten to most any 4" pancake, non-metallic or 4/O junction box eliminating the need for recessed housing. Simplify your installations using a single fixture that can be adjusted on the fly with NICOR Select.

Construction

- Stamped steel body
- Fully captured diffuser
- Integrated spring lock mounting system
- Low profile micro-switch for CCT selection

Optical System

- Molded polymer, UV stabilized diffuser maximizes light output.
- Convex diffuser creates uniform light distribution while reducing glare

Electrical

- Input voltage of 120VAC, 60Hz
- Dimmable to 5% with compatible leading edge (TRIAC) and trailing edge (ELV) dimmers
- LM-79 testing performed in accordance with IESNA standards

LED

- Dual emitter array enables CCT selection
- CCT Selectable at 3000K, 4000K, or 5000K
- Binned within 4-step MacAdams with $\text{duv} < \pm 0.003$
- TM-21 Reported L70(9K) hours >54,000
- Utilizes high performing LEDs with 90+ CRI and an R9 > 50

Finish

- Matte white powder coat finish

Mounting and Installation

- Easy installation in any 4" pancake, 4" non-metallic or 4/O junction box
- Separate mounting plate with keyhole slots for quick installation to junction boxes
- Fixture easily snaps into place on mounting plate
- Suitable for use in closets : Compliant with NFPA® 70, NEC® Section 410.16 (A)(3) and 410.16 (C)(5)
- Suitable for wet locations
- Operating temperature of 0° to 120°F (-18°C to 49°C)
- For installations where power surge may be possible, NICOR recommends installing additional surge protection at the electrical distribution panel

Warranty

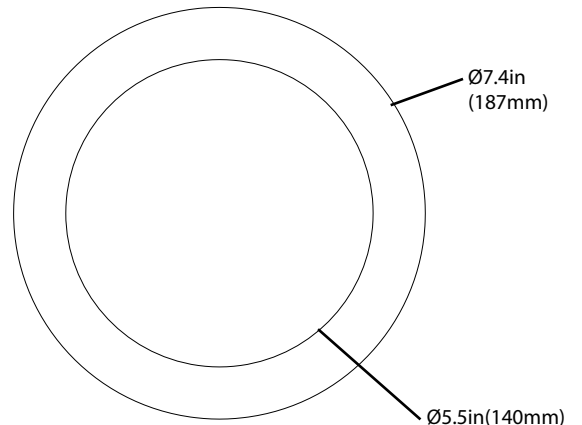
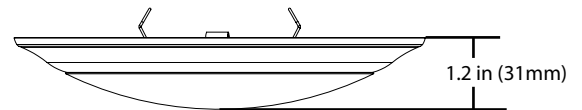
- 5-year limited system warranty standard
- Warranty does not cover product failure due to an overvoltage event (power surge)

Project

Catalog

Type

Date

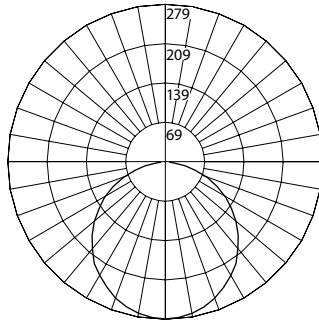


Except 5000K

Photometric Data

DSK56 3000K

Input Voltage (VAC)	120V
System Level Power (W)	12.1
Delivered Lumens (Lm)	811
System Efficacy (Lm/W)	67.0
Correlated Color Temp (K)	3115
Color Rendering Index (CRI)	92 R9=52
Beam Angle	111°
Spacing Criteria	1.24



Intensity Summary (Candle Power)

Angle	Mean CP
0	279
5	278
15	267
25	246
35	218
45	182
55	142
65	100
75	58
85	25
90	11

CCT Data Multiplier

4000K	1.169
5000K	1.015

Cone of Light Tabulation

Mounted height (Feet)	Footcandles Beam Center	Diameter (Feet)
4	17.4	11.6
6	7.8	17.5
8	4.4	23.3
10	2.8	29.1
12	2.0	34.9
14	1.4	40.7
16	1.1	46.5

Zonal Lumen Summary

Zone	Lumens	% of Luminaire
0-30	215	26.5%
0-40	351	43.3%
0-60	619	76.2%
0-90	811	100.0%
90-180	0	0.0%
0-180	811	100.0%

Fixture tested per LM-79-08. Photometric data is of the performance of a representative fixture. Results may vary in the field.

Performance Data

Model Number	Lumens	Watts	Lumens/Watt
DSK563120SWH (3000K)	811	12.1	67.0
DSK563120SWH (4000K)	948	12.9	73.5
DSK563120SWH (5000K)	823	12.2	67.5

Recommended Dimmers*

- Lutron Diva DVCL-153P
- Lutron Maestro MACL-153M
- Eaton Cooper SLC03P
- Leviton IPL06
- Lutron DIVA DVELV-303P

Housing Compatibility*

MOST STANDARD 4" NON-METALLIC OR 4/O JUNCTION BOXES

*Not a complete list. Check compatibility before installation.

Ordering Information

Example: DSK563120SWH

Series	Version	Voltage	CCT's	Trim Color
DSK56	3	120	S (Selectable: 3000, 4000, 5000K)	WH (White)

Specifications and dimensions subject to change without notice

This device complies with part 15 of the FCC Rules. Operation is subject to the following two conditions: (1) This device may not cause harmful interference, and (2) this device must accept any interference received, including interference that may cause undesired operation. NOTE: This equipment has been tested and found to comply with the limits for a Class B digital device, pursuant to part 15 of the FCC Rules. These limits are designed to provide reasonable protection against harmful interference in a residential installation. This equipment generates, uses and can radiate radio frequency energy and, if not installed and used in accordance with the instructions, may cause harmful interference to radio communications. However, there is no guarantee that interference will not occur in a particular installation. If this equipment does cause harmful interference to radio or television reception, which can be determined by turning the equipment off and on, the user is encouraged to try to correct the interference by one or more of the following measures:

- Reorient or relocate the receiving antenna.
- Increase the separation between the equipment and receiver.
- Connect the equipment into an outlet on a circuit different from that to which the receiver is connected.
- Consult the dealer or an experienced radio/TV technician for help.