



Thank you for purchasing Leick Furniture products.
Contact customer service for comments or concerns.

Sheboygan, WI

800-558-8700.



cs@todaysdesignhouse.com

todaysdesignhouse.com





Assembly Instructions, #10144/10145 Black Steel Base/Dapple Gray Faux Leather Stool

Note: A packet with complete set of hardware can be found by pulling the red ribbon that's easily visible upon opening the box.

Parts List

Item	Parts	Description	Quantity
A		Seat	1
B		Metal Base	1

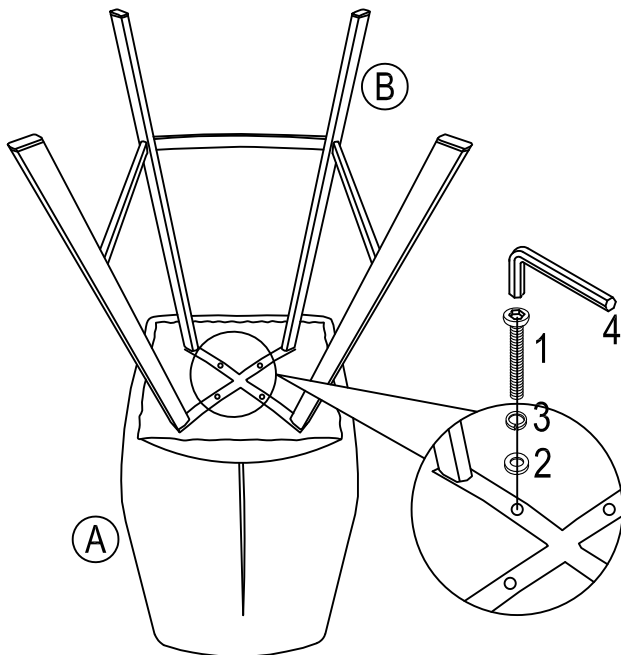
Hardware List

Item	Hardware	Description	Quantity
1		Allen Bolts	4
2		Flat Washers	4
3		Lock Washers	4
4		Allen Wrench	1

Assembly Steps

Step 1

- 1.1 Lay the Seat (A) upside-down on a soft surface.
- 1.2 Place the Metal Base (B) with its foot rest **facing to the front direction** of the Seat as shown below.
- 1.3 Fasten the Metal Base into the Seat with four Allen Bolts.



Step 2

Position the assembled piece upright.

