

# Pedestal Desk



## IMPORTANT

Carefully remove all the parts from the carton and place them individually on a soft cloth to prevent scratches or other damage.

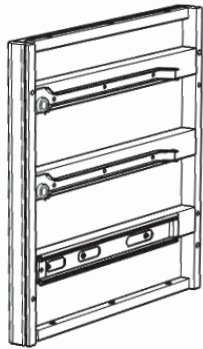
Carefully and strictly follow these assembly instructions to ensure a completed product as designed.

Do not use power tools above 8 volts to assemble.

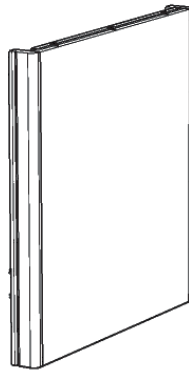
## Part List



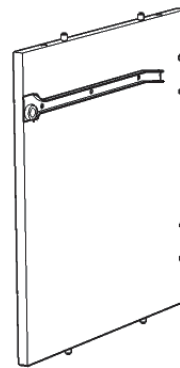
D.  
Foot  
8 pcs.



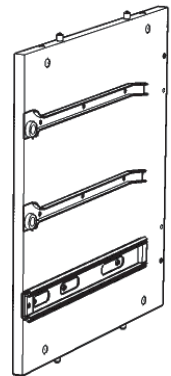
E.  
Side Panel  
1 pc.



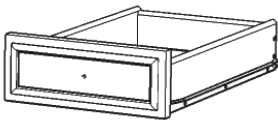
F.  
Side Panel  
1 pc.



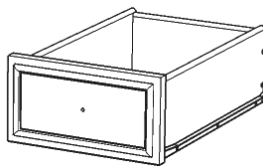
G.  
Middle Panel  
1 pc.



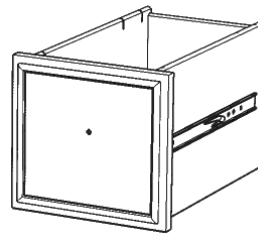
H.  
Middle Panel  
1 pc.



M.  
Drawer  
2 pcs.



N.  
Drawer  
2 pcs.



O.  
Drawer  
2 pcs.



P.  
Metal Strip  
4 pcs.

Refer to 20 05503 0181 instructions for drawer assembly.

For assembly see instructions in carton 20 05503 0181.