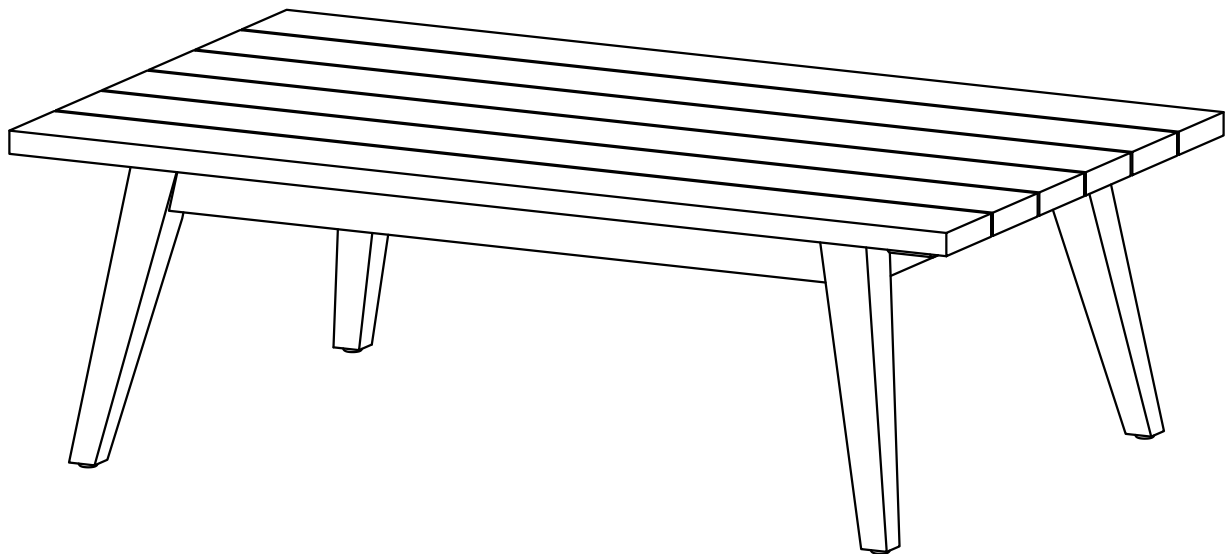


SIMPLIHOME

Marigot / Barret / Capri

Outdoor Coffee Table

Model # AXCPTCT-MAR



brooklyn + max™

WyndenHall™
HOME DECOR

SIMPLIHOME

Great quality is a right.

Thank you for shopping with Simpli Home,
America's top brand for high-value furniture.



It's time to register your product warranty.

It's quick and easy. And you'll be happy you did.



- ✓ Activate your **1-year** warranty
- ✓ Automatic entry to win a **\$500** gift certificate
- ✓ Earn instant rewards and **save**

simpli-home.com/product-registration

SIMPLIHOME

Review your product and collect rewards!

Thank you for your purchase! We hope you enjoy it. We'd love your feedback. Please share a review and get instant rewards!



simpli-home.com/product-review



Share photos and get your cash back!



Send us images or share them on social and qualify for instant rewards. You may even receive store credit on your entire purchase!



simpli-home.com/share-images

SIMPLIHOME®

For Fastest Customer Service:



1. Open your phone's camera.
2. Point your phone's camera at the QR code to scan.
3. Click on the pop up.
4. You'll be taken to our customer service page.
5. Fill the form with your order information and issue.
6. Submit form.
7. A customer service associate will contact you.

Other ways to contact us...



Email Us

customerservice@simpli-home.com



Visit Us

Visit our site directly at
www.simpli-home.com



Call Us

1-866-518-0120
Monday to Friday
9am to 5pm EST

***If you've purchased from a retailer and you wish to return the product, please contact the retailer directly.**

IMPORTANT : Please read this manual carefully before beginning assembly of this product. Keep this manual for future reference.

Safety Information

Identify all the parts and hardware. Do not discard of the packaging until you have checked that you have all of the parts and hardware required.

Hardware package may have spare parts.

WARNING: This item contains small parts which can be swallowed by children and pets. Keep children and pets away during Assembly. To avoid danger of suffocation, always keep plastic bags away from children and pets. We recommend that you assemble this unit on a carpeted floor to avoid scratches. If using power tools, set the tool to low torque to avoid damage.

May require 2 people for ease of Assembly.

Care & Maintenance

This furniture is designed for outdoor use.

Wash frame parts with mild soap and water, rinse thoroughly and dry frame completely.

Do not use bleach, acid or other solvents on the frame parts.

Use placemats or coasters to prevent leaving marks from hot plates or cold glasses.

Inspect and tighten all bolts and fasteners on a regular basis to ensure proper performance.

To help protect your furniture, follow these steps:

- Wipe down the surface with a damp, soft cloth
- Wipe up spills promptly
- Clean with a dry cloth
- Do not use abrasive cleaners, chemical solvents, strong detergents, cleaners with bleach and furniture polish
- We recommend the use of furniture covers when not in use
- To prolong the life and beauty of your furniture, store it in a dry and protected area during off season periods

Part Description

A

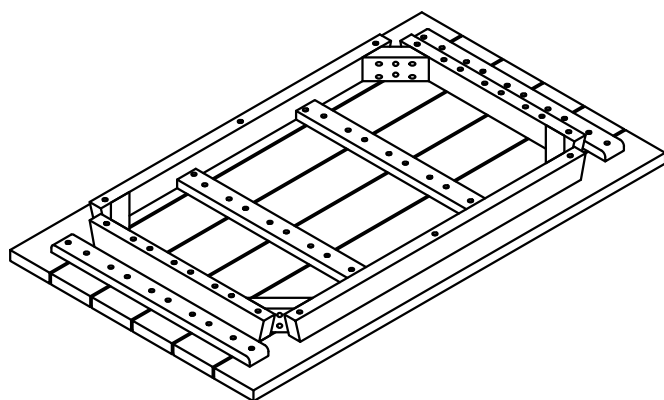


TABLE TOP
QTY 1

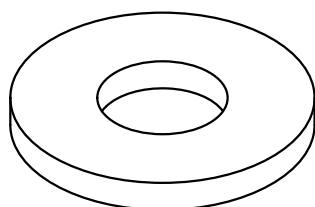
B



LEG
QTY 4


Hardware Description

1



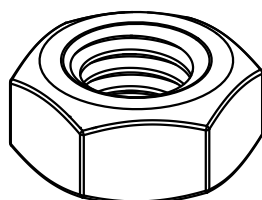
WASHER
Ø16 / Ø8 X 1 mm
QTY 8

2



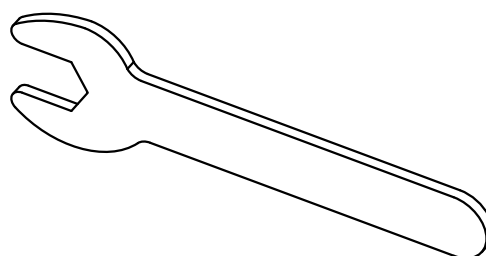
LOCK WASHER
Ø15 / Ø8 X 2 mm
QTY 8

3

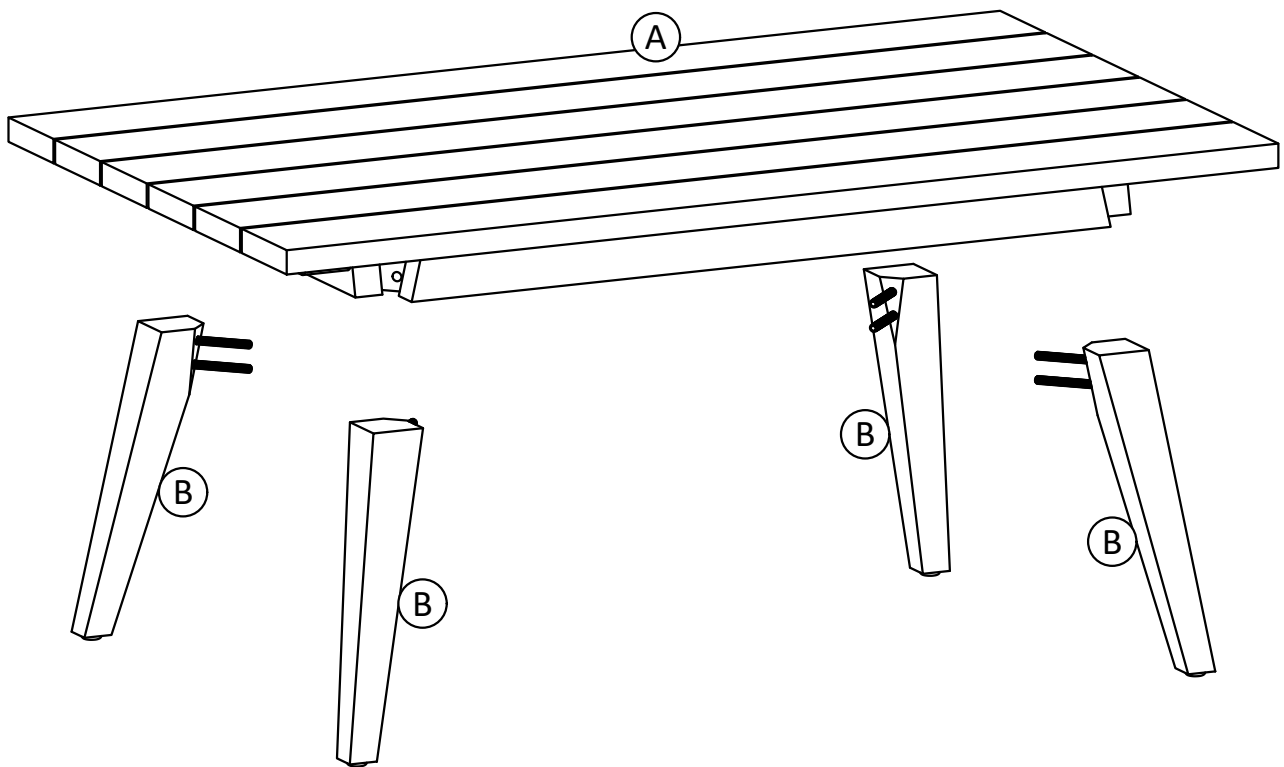


NUT
Ø13 / Ø8 x 6 mm
QTY 8

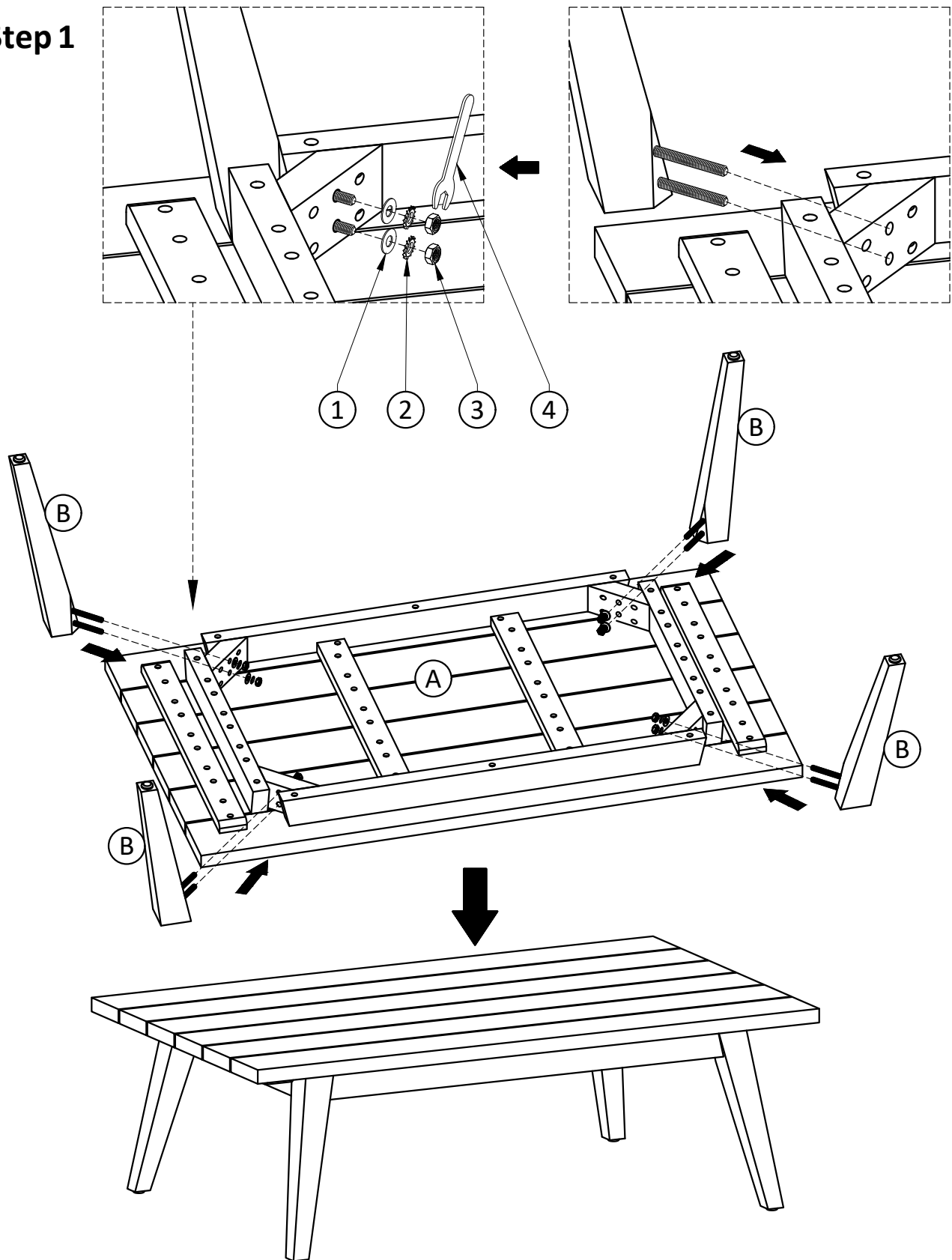
4



WRENCH
WR13
QTY 1



Step 1



1. Attach Legs (B) to Table Top (A) using Washers (1), Lock Washers (2) and Nuts (3) through guide holes.
2. Use Wrench (4) to tighten Nuts. Do not over-tighten.