







Flexsteel Style# →	Q2403-54	Factory Style# →	FSK70996M-L1-1K	Date updated →	10/4/2024
Reference Picture	Part Description	Supplier Part#	Model Number	Spec	Flexsteel Part#
	Seat Mechanism	65A03E-2X Mechanism	26100328X000	n/a	L65A03E2X 3000029189
	Four-Legged Support Frame	n/a	n/a	n/a	L2403MBASE 3000029190
	Triangular Plastic Cover	n/a	R22020000098	n/a	L2403MPLPD 3000029191
	Metal Square Pipe	Metal Square Pipe	140300196	15.88*15.88*105MM	LHDLTUBE 3000028759

	Wood Handle	Wood Handle	120800308	n/a	L2403HNDL 3000029192
	Back Wing KD Latches	Back Wing KD Latches	140700308	n/a	L011WG50 3000019326
	Latches In The Back	RMT KD	140700146	RMT 1.0 (KD)	L011WG62 3000019327
	L Iron Connector Part (seat/arm)	L Iron Connector Part (seat/arm)	23000045X000	40*40*3mm	L6502950 3000024860
	Base Spring MW102M	MW102M	710100001	552.1 / 330.2	MW102 3000020717
	Base Spring MFI130	MFI131	710100007	295.3mm	LMFI1130 3000029185

	Base Spring 25073M	25073M	710100010	25073M	25073 3000019311
	Q2403-54 Wing Cut & Sew Fabric Lucie Putty 1542107UW#	Q2403-54 Wing Cut & Sew Fabric Lucie Putty 1542107UW#	Q2403-54 Wing Cut & Sew Fabric Lucie Putty 1542107UW#	Q2403-54 Wing Cut & Sew Fabric Lucie Putty 1542107UW#	MWC&S 3000018893
	Q2403-54 Back/Arm/Sect Cut & Sew Fabric Lucie Putty 1542107UW#	Q2403-54 Back/Arm/Sect Cut & Sew Fabric Lucie Putty 1542107UW#	Q2403-54 Back/Arm/Sect Cut & Sew Fabric Lucie Putty 1542107UW#	Q2403-54 Back/Arm/Sect Cut & Sew Fabric Lucie Putty 1542107UW#	MWC&S 3000018893
	Q2403-54 Wing Cut & Sew Fabric Lucie Dove 1542102UW#	Q2403-54 Wing Cut & Sew Fabric Lucie Dove 1542102UW#	Q2403-54 Wing Cut & Sew Fabric Lucie Dove 1542102UW#	Q2403-54 Wing Cut & Sew Fabric Lucie Dove 1542102UW#	MWC&S 3000018893
	Q2403-54 Seat/Arm/Back Cut & Sew Fabric Lucie Dove 1542102UW#	Q2403-54 Seat/Arm/Back Cut & Sew Fabric Lucie Dove 1542102UW#	Q2403-54 Seat/Arm/Back Cut & Sew Fabric Lucie Dove 1542102UW#	Q2403-54 Seat/Arm/Back Cut & Sew Fabric Lucie Dove 1542102UW#	MWC&S 3000018893

	<p>Lock Springs (LAF)</p>	<p>Lock Springs (LAF) (Red)</p>	<p>R11030000089</p>	<p>n/a</p>	<p>LLKSPRG89 3000029228</p>
	<p>Support Springs (RAF) 28710</p>	<p>Support Springs (RAF) 28710 (Red)</p>	<p>R11030000075</p>	<p>335*190*175</p>	<p>LSTSPRG75 3000029229</p>