

Thank you for choosing Sunnydaze Decor. We stand behind our brand and the quality of the items we sell. Replacement parts or products will be sent at our discretion within the 1-year warranty period. Proof of purchase, with the date of purchase as well as photos of the merchandise defect, must be provided. Photos are used to determine the cause of defects and for future quality control. Register your warranty at <https://tiny.cc/SunnydazeWarranty>. If you have any questions, comments or concerns, feel free to contact us by phone at 833-982-1977, by email: customerservice@sunnydazedecor.com, or via our contact us page at <https://tiny.cc/SunnydazeContact>



DOUBLE-SIDED MAGNETIC MOBILE WHITEBOARD

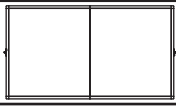

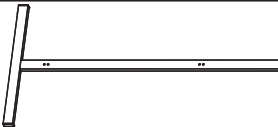








QBD-2841






Review all assembly and care information before using this product. Save this manual for future reference.
Assemble components on a soft, clean surface to avoid damaging the finish.






Includes Markers, Magnets & Eraser!

 **Inspect packaging to ensure all parts are accounted for before disposing of packing materials.**
 Save the packing slip.

No.	PARTS	QTY.
1	 Whiteboard	1
2	 Top Support	2
3	 Leg	2
4	 Male Crossbar	2
5	 Upper Crossbar	1
6	 Bottom Crossbar	1
7	 Swing-Stop	1
8	 Marker Tray	1
9	 Locking Caster	4
10	 End Cap	2
11	 Board Brace	2

No.	HARDWARE	QTY.
A	 M4x10mm Bolt	4
B	 M6x12mm Bolt	8
C	 M6x30mm Bolt	8
D	 M4x16mm Pan Screw	4
E	 M4x10mm Flange Screw	2

INCLUDED TOOLS	
	Hex Key
	Spanner
	Phillips Screwdriver

! WARNING !
CHOKING HAZARD — This item contains small parts that can be swallowed. Keep away from children and pets.

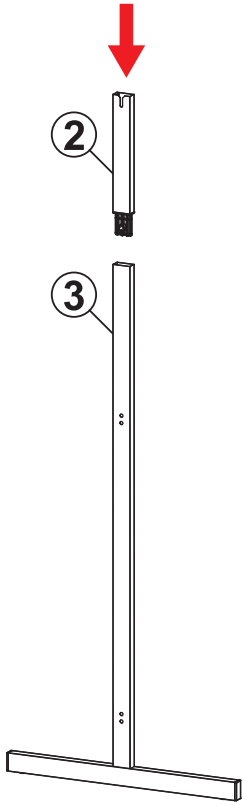
! WARNING: Manufacturer and seller expressly disclaim any and all liability from personal injury, property damage or loss, whether direct or indirect, or incidental, resulting from the incorrect attachment, improper use, inadequate maintenance, or neglect of this product.

ASSEMBLY

STEP 1

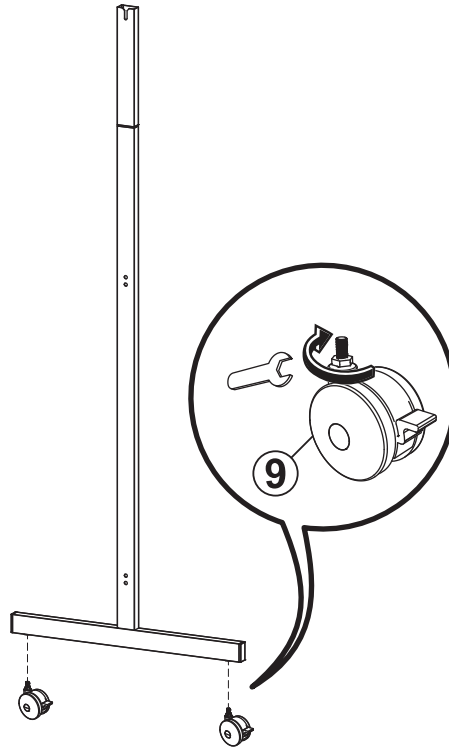
2: 2

3: 2



STEP 2

9: 4



STEP 3

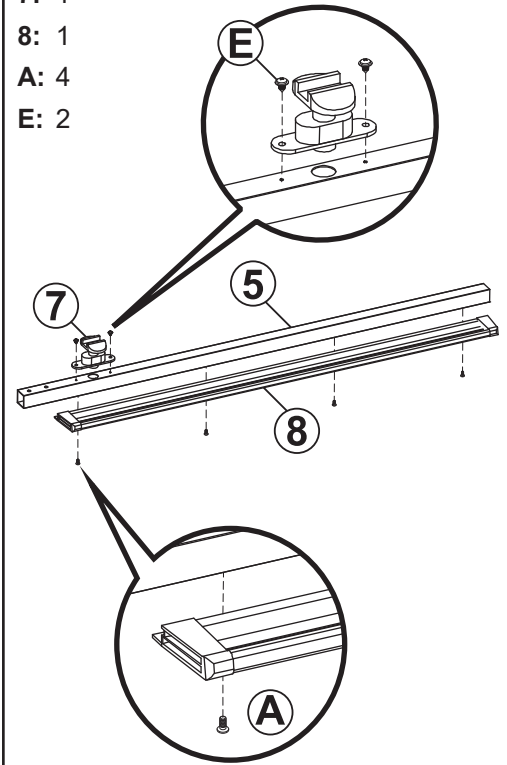
5: 1

7: 1

8: 1

A: 4

E: 2

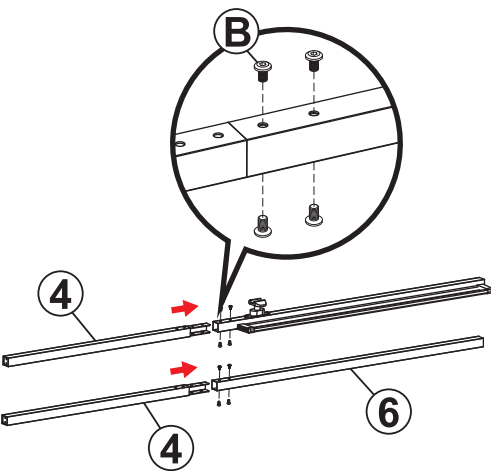


STEP 4

4: 2

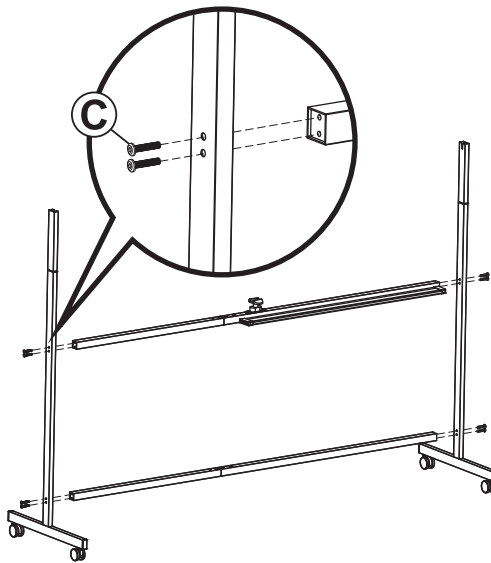
6: 1

B: 8



STEP 5

C: 8

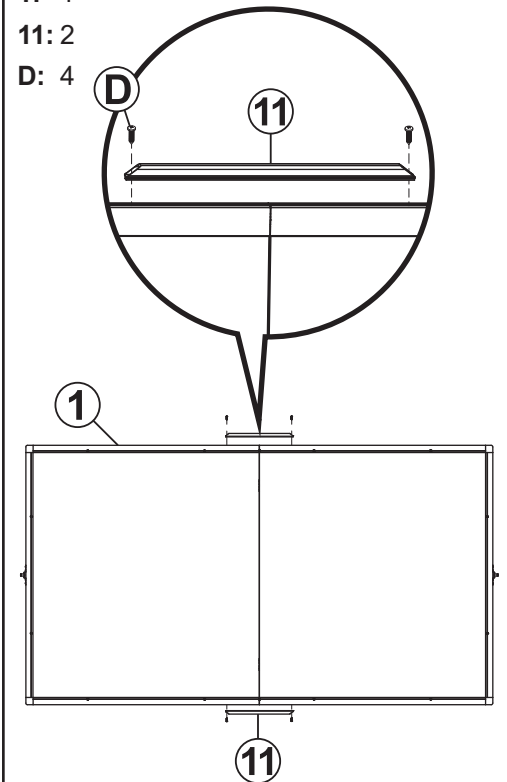


STEP 6

1: 1

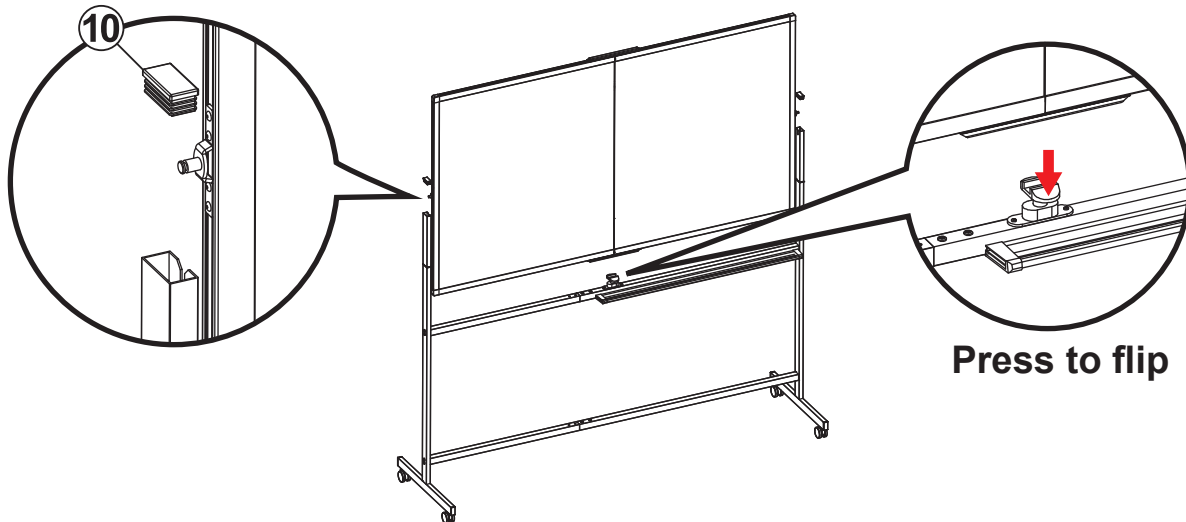
11: 2

D: 4



STEP 7

10: 2



Care & Maintenance

SAFE USE: Only use on a flat, level surface. Before using the writing surface, ensure the casters are locked and the board is secured by the swing-stop. Do not place heavy objects on the marker tray.

CARE: Only use dry erase markers on the writing surface.

If permanent marker is accidentally used, simply grab a fresh dry erase marker and draw over the permanent marker ink. Allow to dry, then use a whiteboard eraser to remove the fresh markings. Note, this method does not guarantee removal of permanent marker.

CLEANING: Do not use abrasive cleaning agents or materials. Use a dry eraser to clean the surface. For basic cleaning, use a soft cloth and suitable dry erase board cleaning solution. Simply dampen the cloth with the cleaning solution and rub the whiteboard surface. Rinse the cloth with cold water and use it to wipe away any remaining cleaning solution from the writing surface. Allow the surface to thoroughly dry before using.

For stubborn stains, rubbing alcohol, hand sanitizer, nail polish remover containing acetone, vinegar, and glass cleaner are safe to use on a whiteboard.

For the frame, use a soft cloth to remove dust, dirt, and debris. Do not use chemicals or abrasive materials as they may damage the finish.

Do not soak the board as doing so will permanently damage the product.

WARNING: THE ONE-YEAR WARRANTY DOES NOT COVER DAMAGES OR DEFECTS CAUSED BY THE APPLICATION OF CHEMICAL TREATMENTS, PROTECTIVE COATINGS, OR CLEANING PRODUCTS.

WARNING:

Manufacturer and seller expressly disclaim any and all liability from personal injury, property damage or loss, whether direct or indirect, or incidental, resulting from the incorrect attachment, improper use, inadequate maintenance, or neglect of this product.

SAFETY STATEMENTS & WARNINGS

- For indoor use only.
- Ensure the caster wheels and whiteboard are locked before using the writing surface.
- The whiteboard and swing-stop must be engaged at all times.
- Do not stand, sit or climb on any part of the unit.
- Adults must supervise children at all times when they use the board and markers.
- Do not soak the board as doing so may result in permanent damage.
- Avoid long-term exposure to sunlight.
- Periodically check assembly fittings to ensure they are tight.

Any modification to the product or failure to follow recommended care will void the product warranty.

*If you experience issues or the product was damaged during shipping,
please contact our customer service team through one of the methods mentioned at the top of page 1.
Please have the item number and order information ready to expedite response time.*

WARNING:

Manufacturer and seller expressly disclaim any and all liability from personal injury, property damage or loss, whether direct or indirect, or incidental, resulting from the incorrect attachment, improper use, inadequate maintenance, or neglect of this product.