

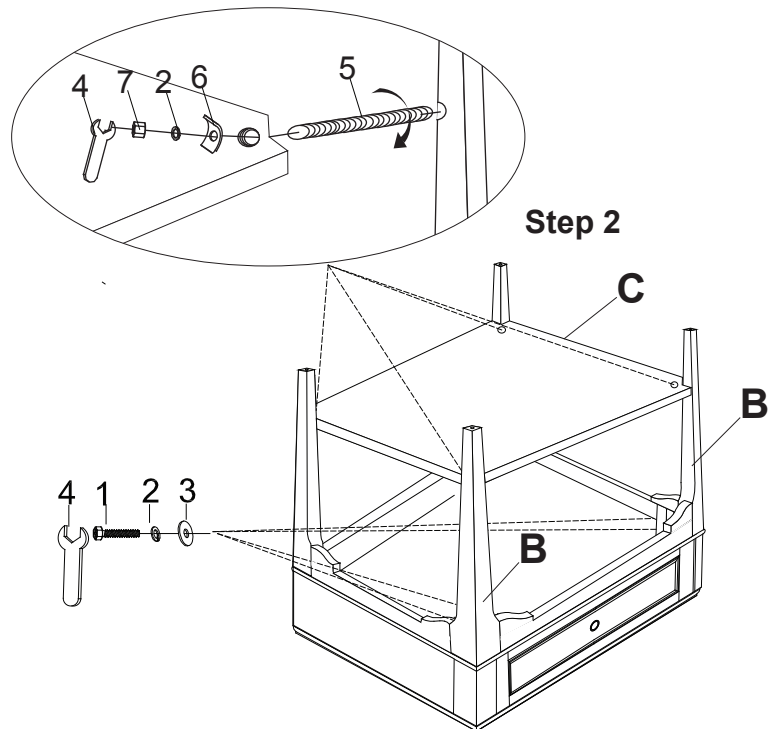
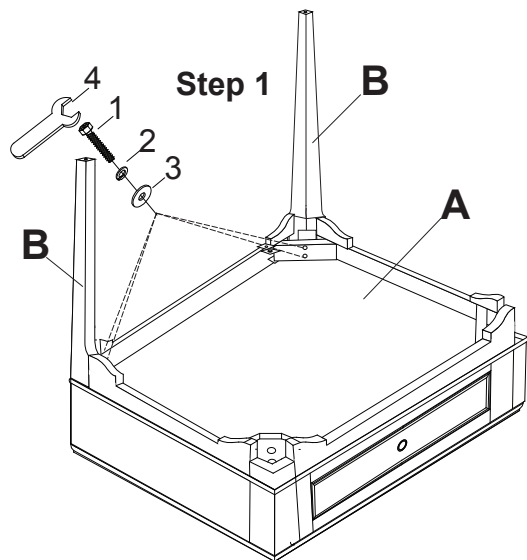


A.R.T. FURNITURE® ASSEMBLY INSTRUCTIONS

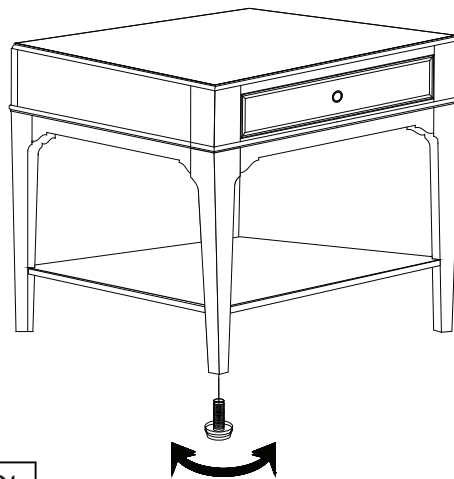
End Table
294303-1406








Thank you for purchasing this quality product from A.R.T. Furniture. Be sure to check all packing material for parts which may have come loose inside the carton during shipment. Identify and count all parts and compare with the parts list below.

Note: Some furniture is heavy, it is recommended that two people assembly this item to avoid injury or damage.



Step 3



No.	Hardware List		Qt.
1		$\frac{5}{16}$ " x 2 $\frac{1}{2}$ " Bolt	8
2		$\frac{5}{16}$ " Lock Washer	12
3		$\frac{5}{16}$ " Flat Washer	8
4		$\frac{5}{16}$ " Wrench	1
5		$\frac{5}{16}$ " X 3" Threaded bolt	4
6		$\frac{5}{16}$ " Half moon washer	4
7		$\frac{5}{16}$ " Nut	4

No.	PARTS LIST		Qt.
A		Table Top	1
B		Wood shelf	1
C		Legs	4