



Item No: TD-0100A

Fantasy Fields - Sunny Safari 2 Drawer Cabinet

### WARNING

Small parts and sharp points may be present prior to assembly.

### CARE INSTRUCTIONS

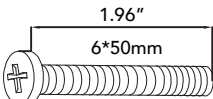
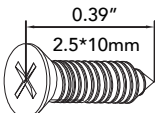
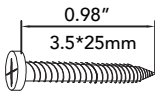
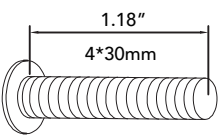

To clean your product, use mild soap and water on a damp cloth. Do not use window cleaners or cleaning abrasives as they will scratch the surface and could damage the protective coating.

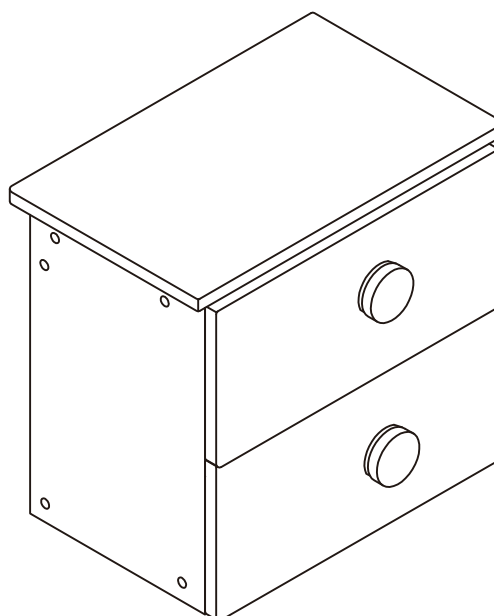
### CUSTOMER SERVICE

For questions regarding this product, or to receive replacement or missing parts, please contact customer service based on your location. Please have ready the model number and part number(s) located in this assembly instruction sheet when you contact us.

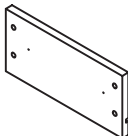
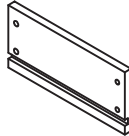
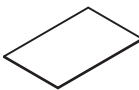
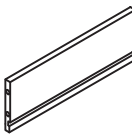
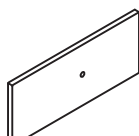



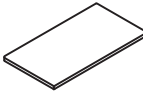
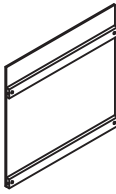


Made in China

### HARDWARE

- |   |   |        |
|---|---|--------|
| ① |    | 10 PCS |
| ② |   | 20 PCS |
| ③ |  | 16 PCS |
| ④ |  | 2 PCS  |
| ⑤ |  | 4 SETS |



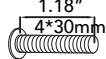
### PRODUCT PARTS

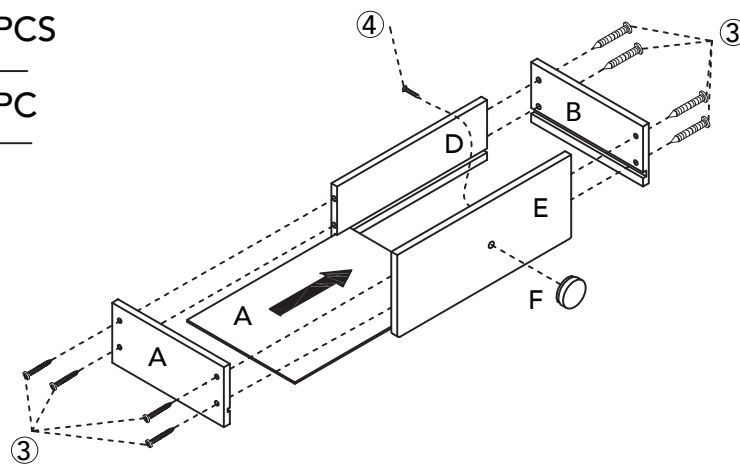
<b>A</b>  2PCS	<b>B</b>  2PCS	<b>C</b>  2PCS	<b>D</b>  2PCS	<b>E</b>  2PCS	<b>F</b>  2PCS	<b>G</b>  1PC
<b>H</b>  1PC	<b>I</b>  1PC	<b>J</b>  1PC	<b>K</b>  1PC	<b>L</b>  8*30mm 2PCS		

www.fantasyfields.com


### STEP1

③  0.98"  
3.5\*25mm 3PCS

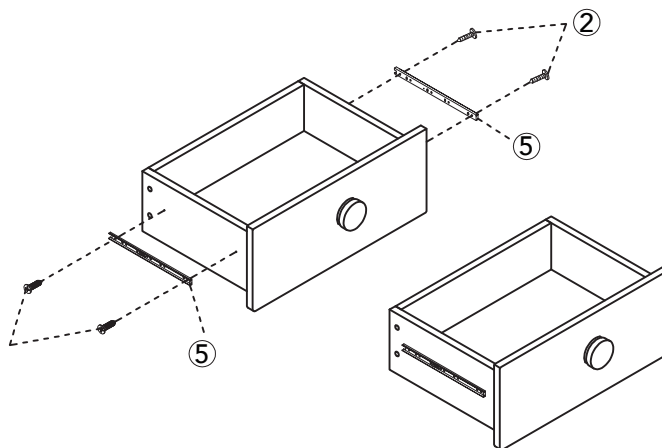
④  1.18"  
4\*30mm 1PC




### STEP2

②  0.39"  
2.5\*10mm 4PCS

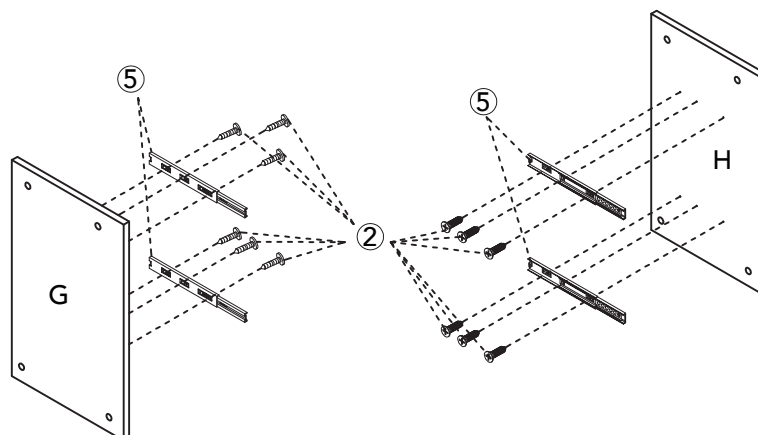
⑤  4SETS




### STEP3

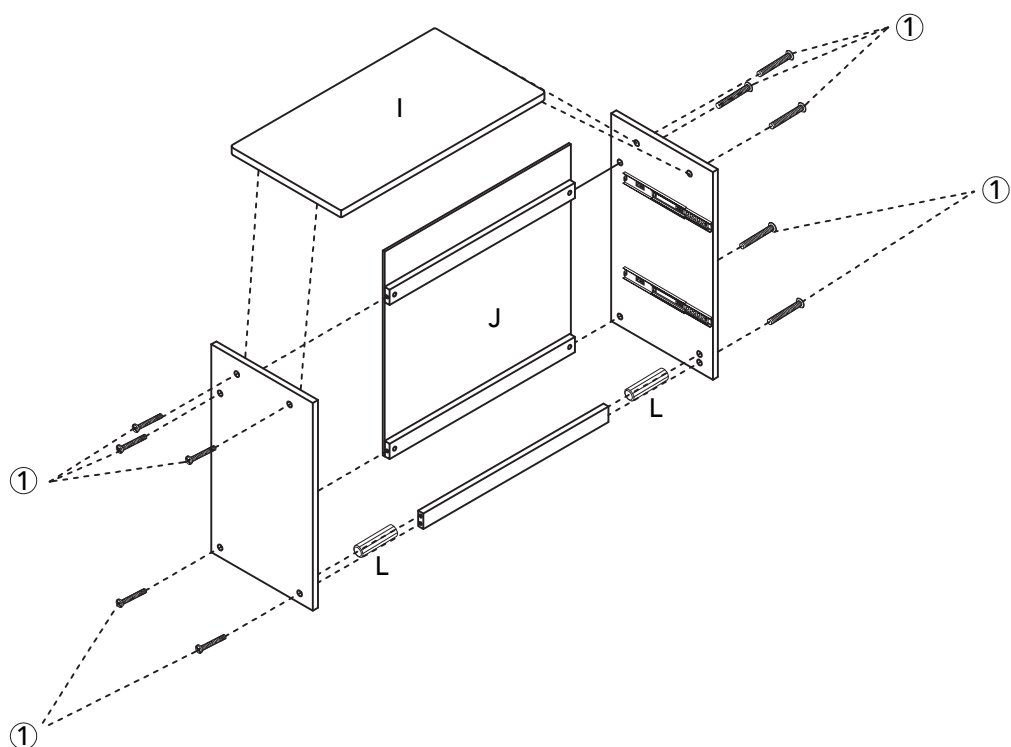
②  0.39"  
2.5\*10mm 12PCS

⑤  4SETS

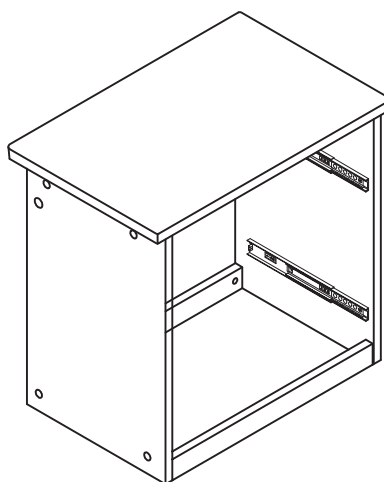


#### STEP4

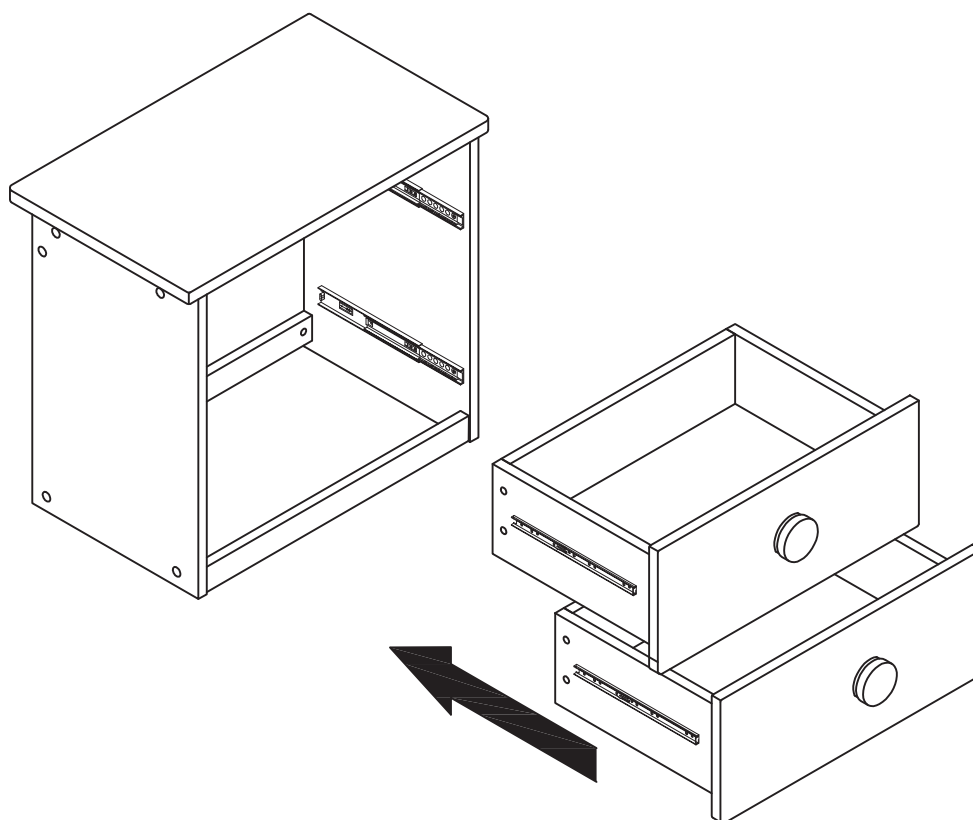
①  1.96"  
6\*50mm 10PCS



#### STEP5



**STEP6**



**STEP7**

