



Item No: TD-12799A
Fantasy Fields - Sunny Safari
6-bin Shelf

WARNING

Small parts and sharp points may be present prior to assembly.

CARE INSTRUCTIONS

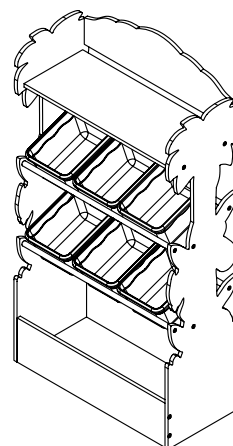
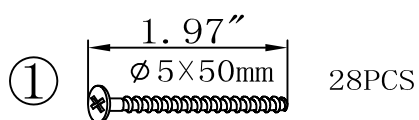
To clean your product, use mild soap and water on a damp cloth. Do not use window cleaners or cleaning abrasives as they will scratch the surface and could damage the protective coating.

CUSTOMER SERVICE

For questions regarding this product, or to receive replacement or missing parts, please contact customer service based on your location. Please have ready the model number and part number(s) located in this assembly instruction sheet when you contact us.

www.fantasyfields.com


HARDWARE :

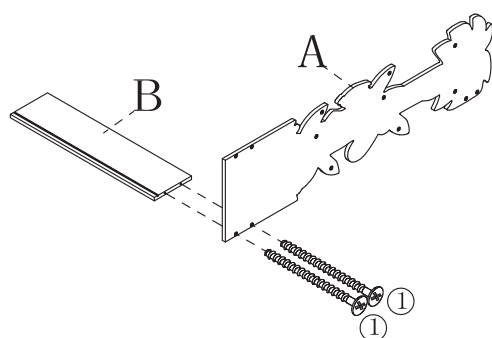


PRODUCT PARTS :


A	B	C	D	E	F
1PC	1PC	1PC	1PC	6PCS	1PC
G	H	I	J	K	L
1PC	1PC	1PC	1PC	1PC	1PC
G	H				
1PC	1PC				

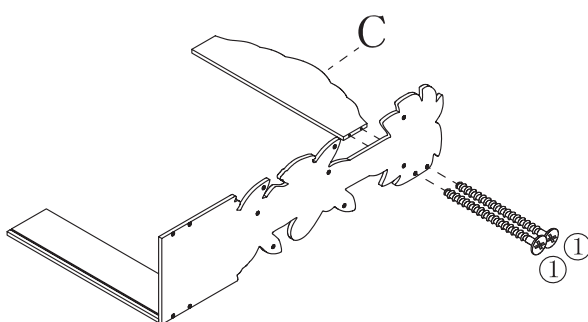
Step 1

①  2PCS
Ø 5×50mm




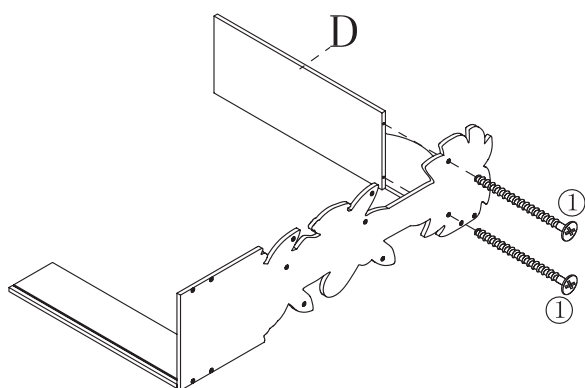
Step 2

①  2PCS
Ø 5×50mm




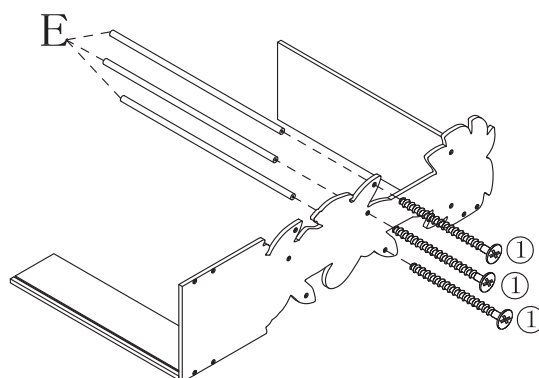
Step 3

①  2PCS
Ø 5×50mm



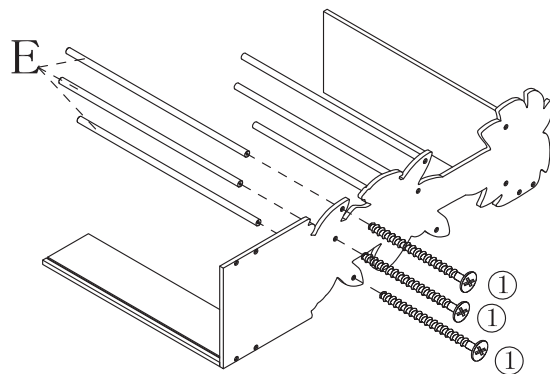
Step 4

①  3PCS
Ø 5×50mm



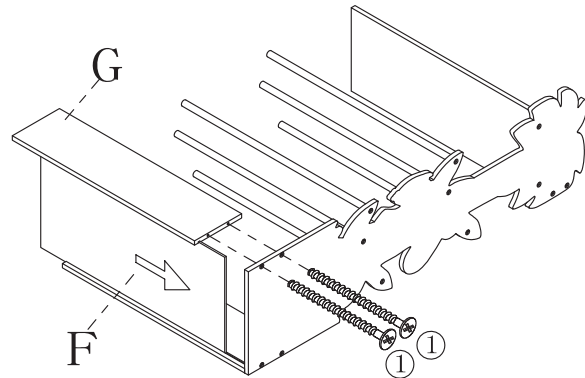
Step 5

①  3PCS
Ø 5×50mm



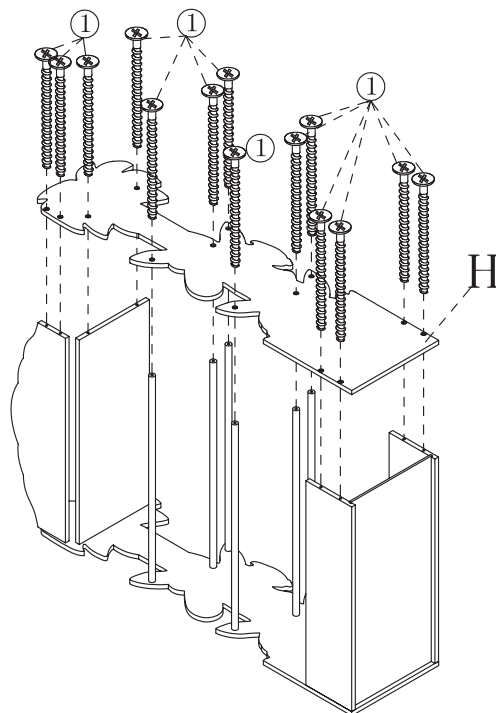
Step 6

①  2PCS
Ø 5×50mm

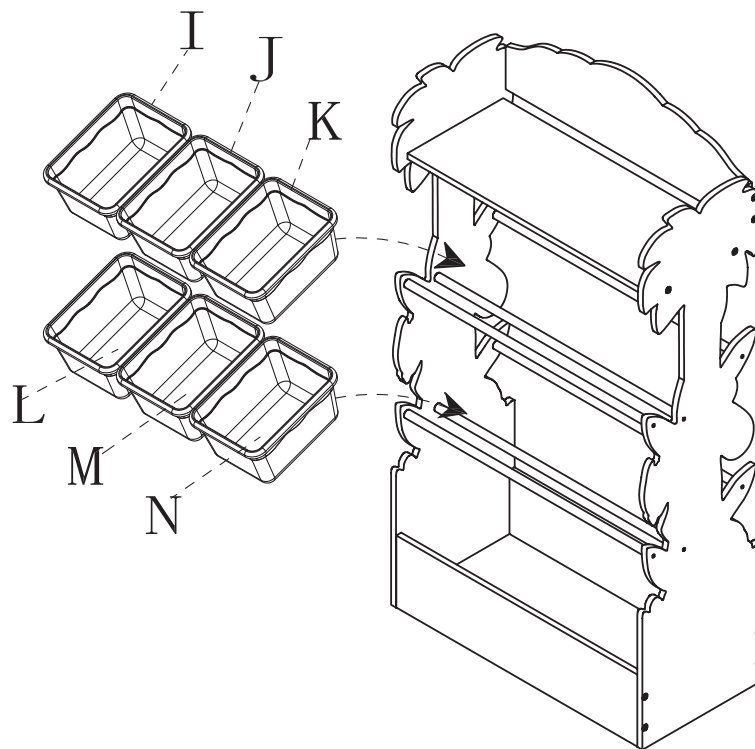


Step 7

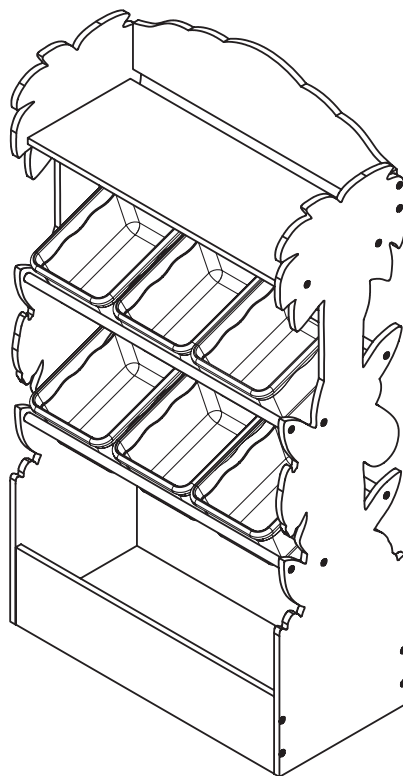
①  14PCS
Ø 5×50mm



Step 8



Step 9



MADE IN CHINA