




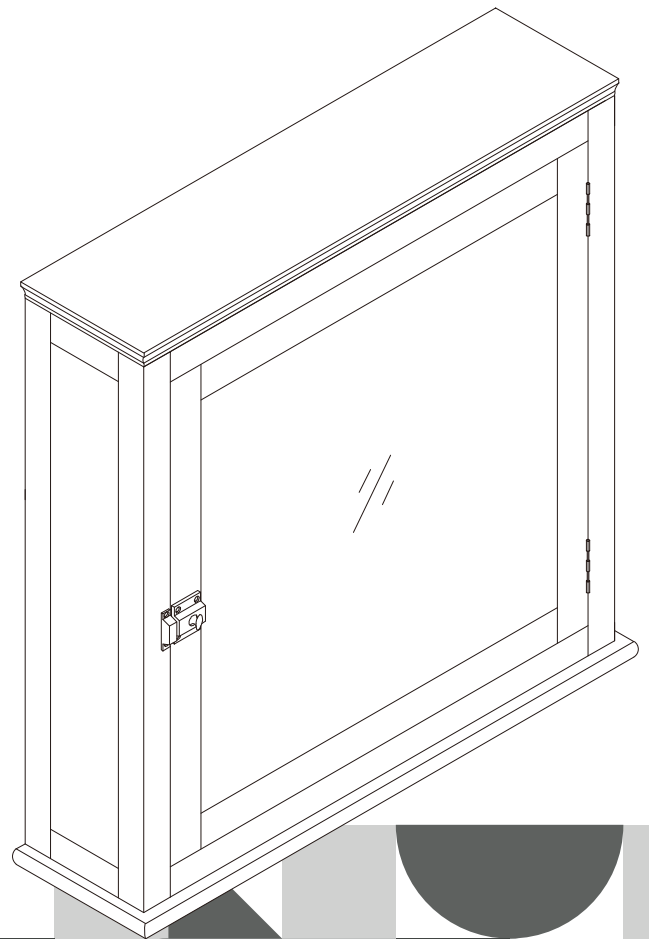
Extended Warranty
Sign Up

E-2

Welcome home!

7039

**TEAMSON HOME
Medicine Cabinet
w/ 1 Door**





Warranty

LIMITATIONS

All components are warranted by the manufacturer for 30 days after the date of purchase by the original owner against defects in materials and workmanship under normal use. If it is appropriate to replace your product due to specific defects, the manufacturer will replace the purchase with the same or comparable product.

GENERAL TERMS & CONDITIONS

1. Proof of purchase is required to request a claim under this warranty.

2. This warranty applies only to manufacturer error and defects. The warranty applies to the following:

- a. Breaks and cracks in the product that originated with the manufacturer.
- b. Missing pieces.
- c. Stains that occurred during the manufacturing process.

3. This warranty does not apply to the following:

- a. Damage due to improper loading, handling, or transportation.
- b. Any costs associated with the installation and removal of products or parts subject to this warranty.
- c. Acts of God.
- d. Products which have been subject to negligence, abuse, accident, misapplication, tampering, alteration, or modification.
- e. Products which have been subject to improper installation, operation, maintenance, repair, or storage.
- f. Products which have been subject to defects that occur when this product is used incorrectly and /or outside of normal application purposes.
- g. Products that have had, including but not limited to, operational failures caused by corrosion, rust, or other foreign materials in the system, or operation at pressures over recommended maximums.
- h. All other possible defects not mentioned here that would not have occurred during manufacturing or during correct, routing use of the item.

INSTRUCTIONS

For specific instructions on how to obtain warranty service for your product, please contact Global Customer Support using the contact information provided on page 01. In most circumstances, you will need to return your product either in its original packaging or in equally protective packaging to the address specified by Global Customer Support.

Before delivering your product for warranty service, it is your responsibility to remove all personal items and belongings you have stored with our product. Teamson is not responsible for the possible loss, destruction, or damage of any personal items or belongings that have been sent with the product.

DISCLAIMER

Any oral statements made about the product by the seller, the manufacturer, the representatives, or any other parties do not constitute warranties should not be relied upon by the user and are not part of the contract for sale. The seller's and manufacturer's only obligation, and buyers only remedy shall be for the manufacturer to either replace and/or repair at the manufacturer's sole discretion, the product as described above. Neither seller nor the manufacturer shall be liable for an injury, loss, or damages for lost profits, lost sales, injury to person or property, or any other incidental or consequential loss arising from any cause whatsoever, no matter whether based upon warranty, contract, negligence or other misuse, and the buyer and user agree that no other remedy shall be available to them. Before using the buyer and user shall determine the suitability of the product for intended use and assume all risk and liability whatsoever in connection therewith. The warranty and remedy described in this limited warranty is an exclusive warranty and remedy instead of any other warranty or remedy expressed or implied. All other warranties and remedies are hereby expressly excluded, including but not limited to any implied warranty of merchantability of fitness for any particular purpose.

OTHER LEGAL RIGHTS

The warranty gives the buyer and user specific legal rights, and the buyer and user may also have other rights which vary for state to state. Some states do not allow exclusions or limitations or incidental or consequential damages, so the above limitations or exclusions may not apply to you.

THANK YOU

We appreciate the trust and confidence you have placed in Teamson through the purchase of this product. We strive to continually create quality products designed to enhance your home and life. Visit us online to see our full line of products available for your home décor, toy, and pet needs. Thank you for choosing Teamson!

Global Customer Support

USA / CA —  **support@teamson.com**

+1(770) 246-4898

Mon - Fri 9 AM - 4 PM EST



EU / UK —  **support@teamson.co.uk**

+44(0)1952-916-050

Mon - Thur 9 AM - 5 PM GMT

Fri 9 AM - 4 PM GMT



ASIA — **深圳办公室：**

 **sales_ec@teamson.com**

+86(0755)8885-3558.分机号108

Mon - Sat 9 AM - 5 PM GMT+8

台北辦公室：

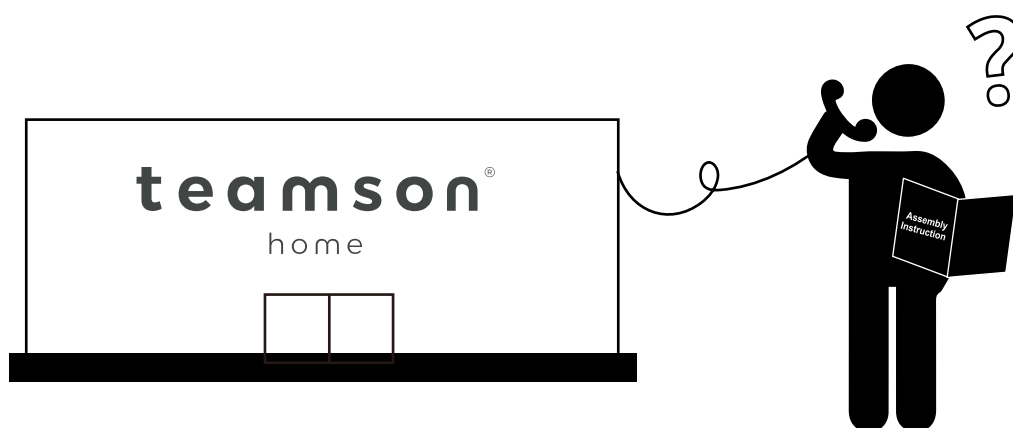
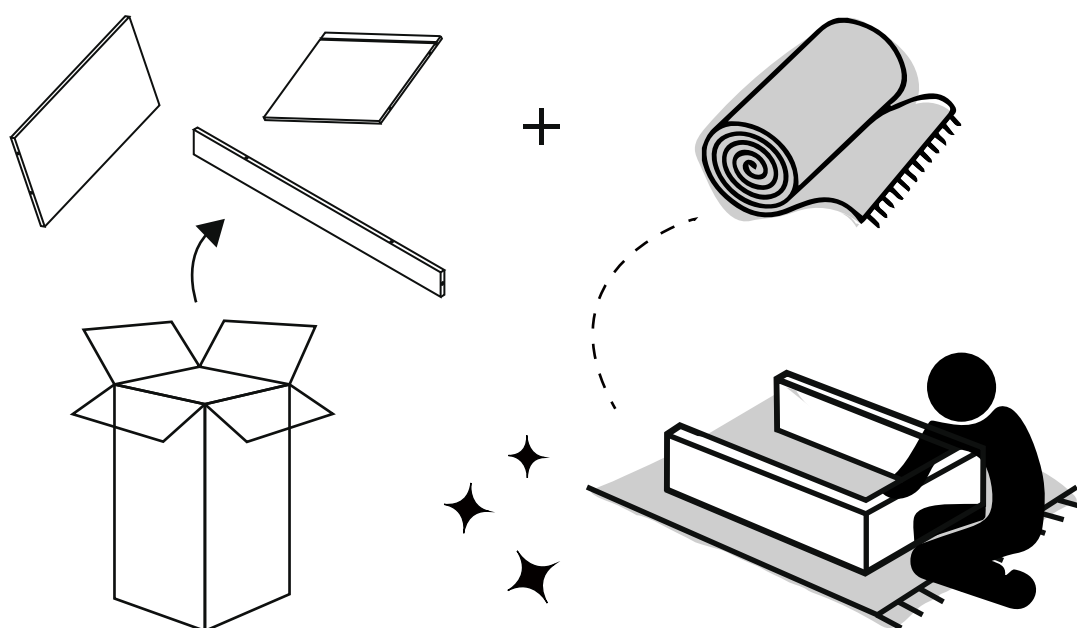
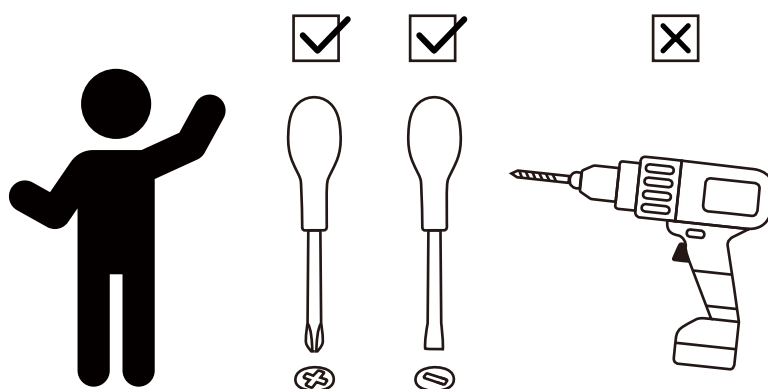
 **support@teamson.com.tw**

+886 2 2558 0755 ext. 318

Mon - Fri 9 AM - 5 PM GMT+8

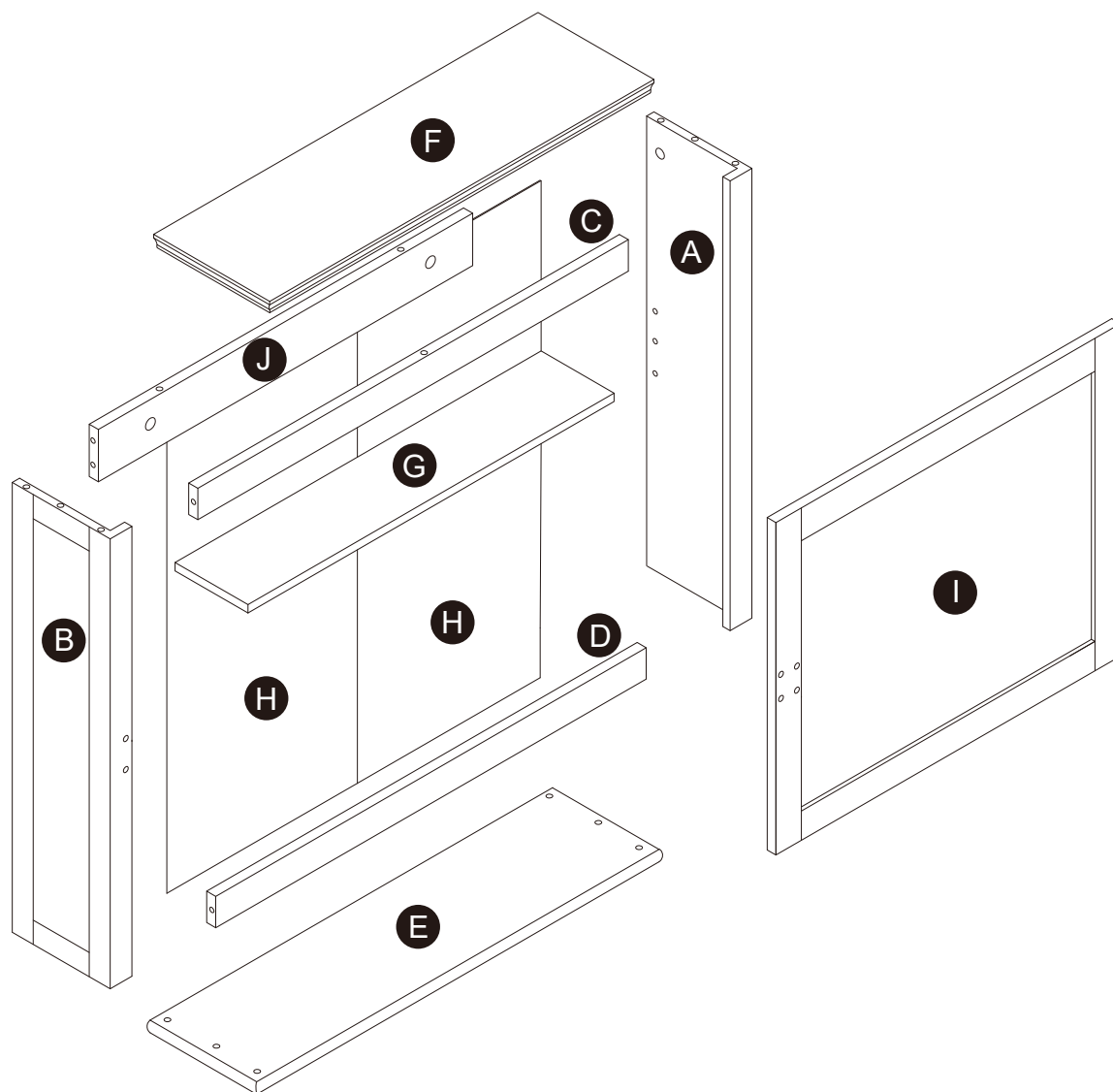


AU —  **support@teamson.com.au**



** Got questions? Please have your product code (on the first page of this instruction, e.g. TD-12345A) and the order number ready, give us a call or email us through our customer care support! We are always ready to assist you!

Exploded Drawing



**Scan for assembly
instructions.**

Product Parts

A



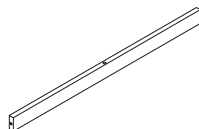
1 PC

B



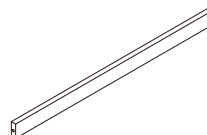
1 PC

C



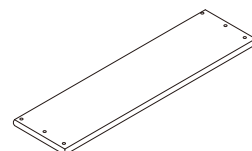
1 PC

D



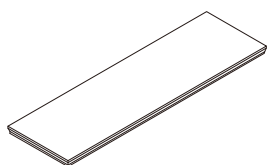
1 PC

E



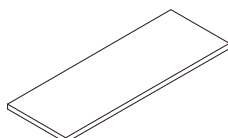
1 PC

F



1 PC

G



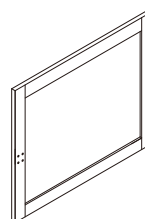
1 PC

H



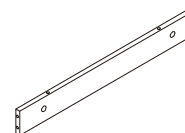
2 PCS

I



1 PC

J



1 PC

! Care Instructions

Dust surface with a dry soft cloth.
Do not use window cleaners or cleaning abrasives as they will scratch the surface and could damage the protective coating

! WARNING

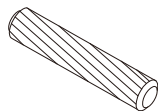
Small parts and sharp edges may be present prior to assembly.



Scan for assembly instructions.

Hardware

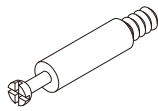
1



Ø8*30mm

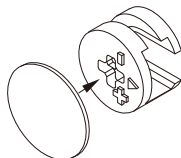
14 PCS

2



8 PCS

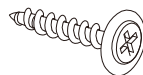
3



Ø15*9

8 PCS

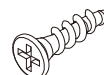
4



Ø3*12 D=7

14 PCS

5



Ø3*12mm
D=6

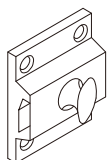
6 PCS

6



1 PC

7




1 PC

8



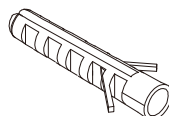
4 PCS

9



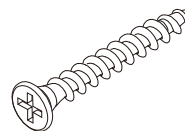
1 PC

10



2 PCS

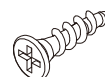
11



Ø4*35mm

2 PCS

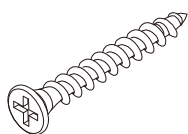
12



Ø3*12mm
D=5

4 PCS

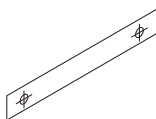
13



Ø4*25mm

1 PC

14


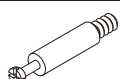



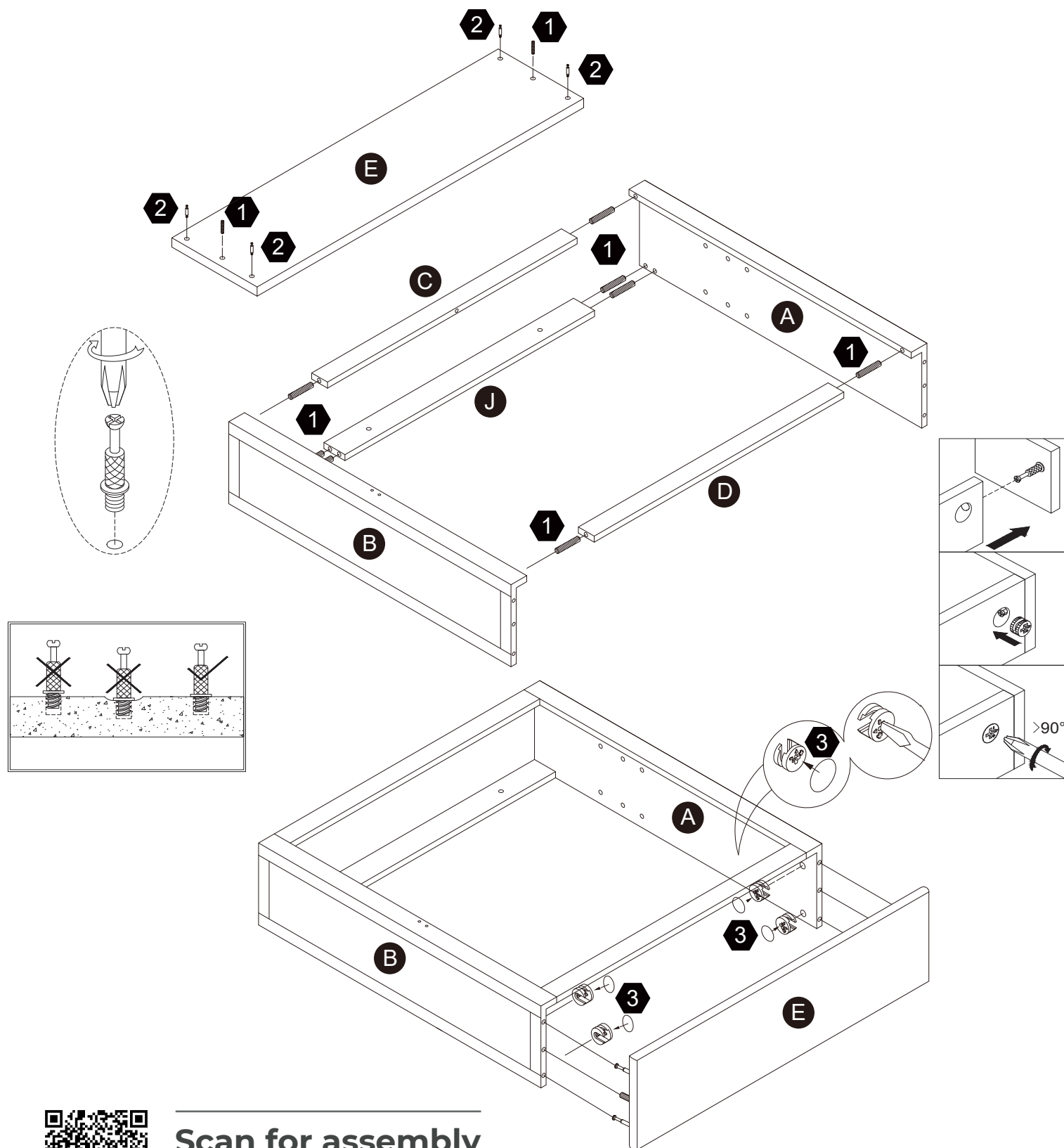
1 PC



Scan for assembly
instructions.


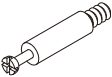


Step 1

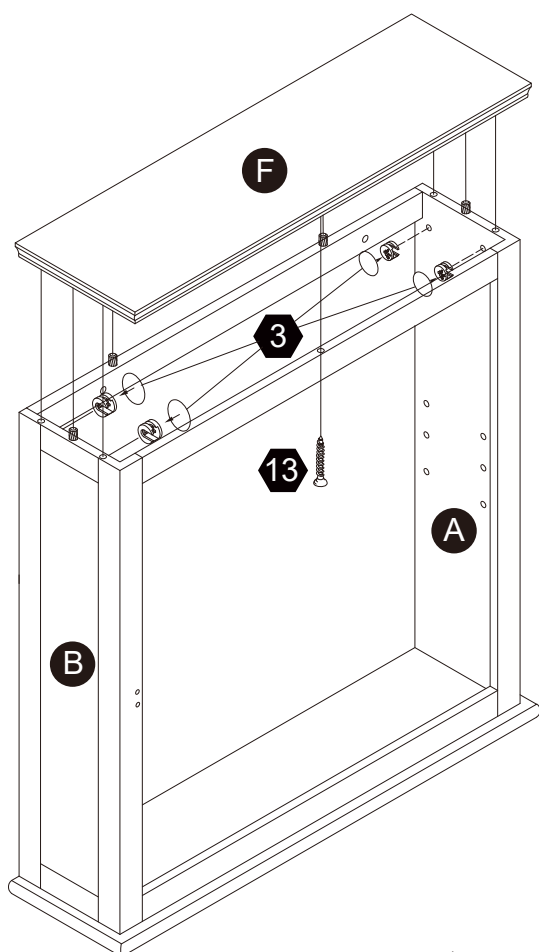
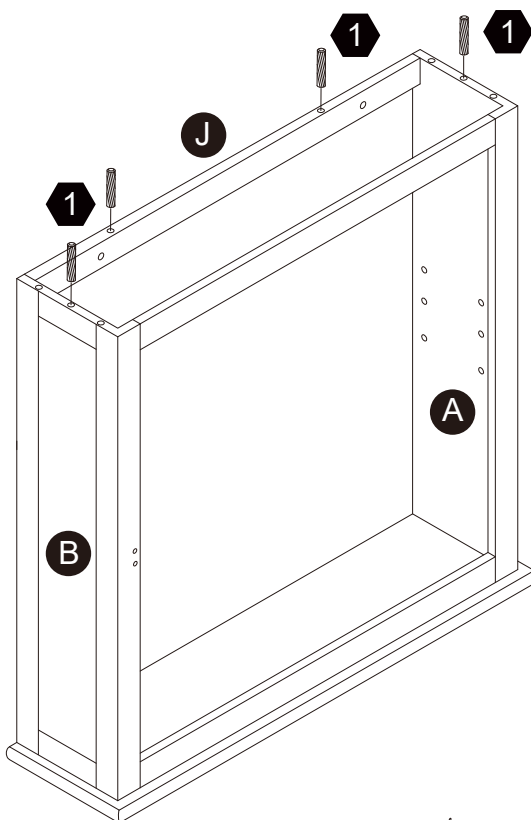
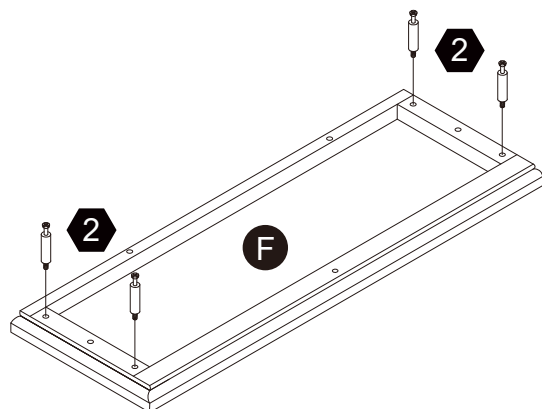
- 1**  $\varnothing 8 \times 30 \text{ mm}$ 10 pcs
 2  4 pcs
 3  $\varnothing 15 \times 9$ 4 pcs



Scan for assembly instructions.

Step 2

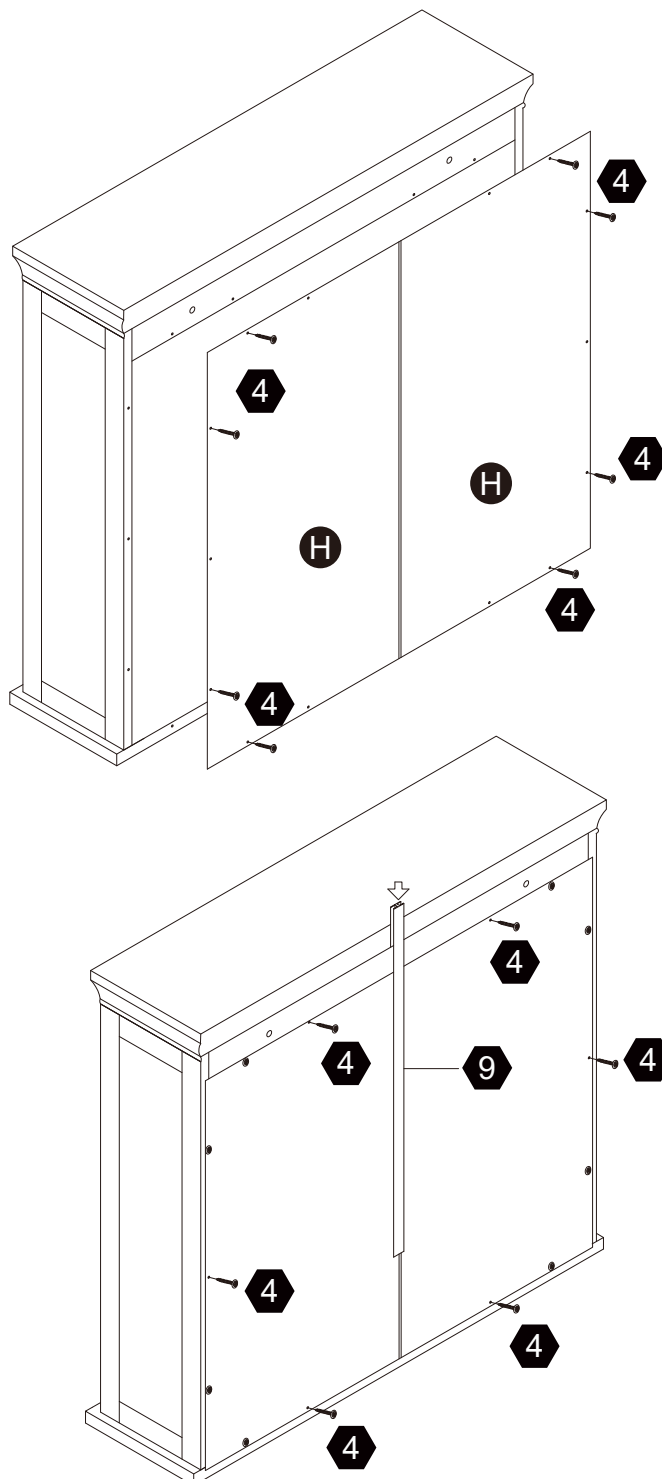
- 1**  $\varnothing 8 \times 30 \text{ mm}$ 4 pcs
 2  4 pcs
 3  $\varnothing 15 \times 9$ 4 pcs
 3  $\varnothing 4 \times 25 \text{ mm}$ 1 pc



Scan for assembly instructions.


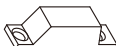



Step 3

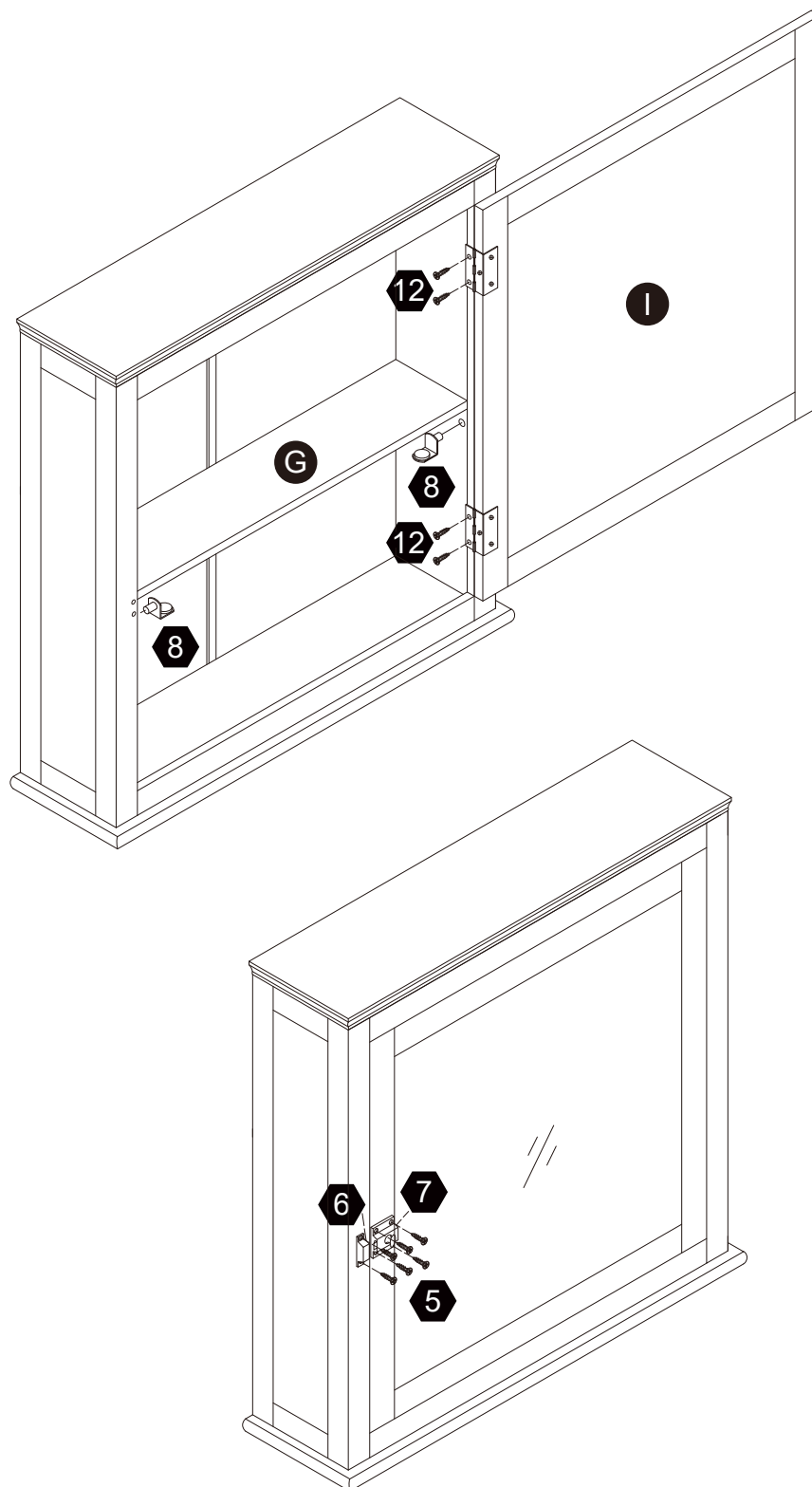
4  **14 pcs** **9**  **1 pc**
Ø3*12 D=7



Scan for assembly instructions.

Step 4

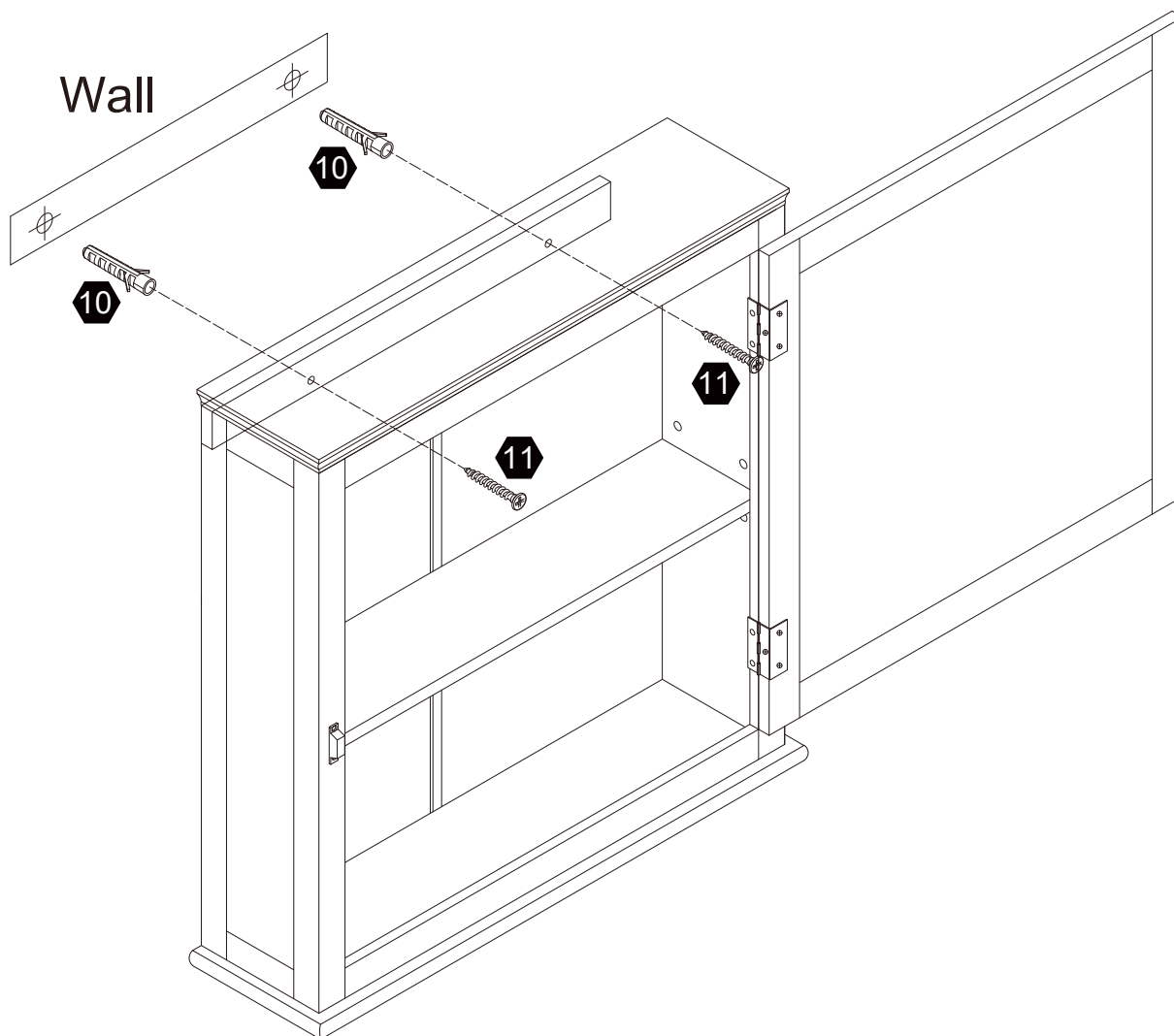
- 5**  6 pcs
 $\varnothing 3 \times 12 \text{ mm}$
 $D=6$
- 6**  1 pc
- 7**  1 pc
- 8**  4 pcs
- 12**  4 pcs
 $\varnothing 3 \times 12 \text{ mm}$
 $D=5$



Scan for assembly instructions.

Step 5

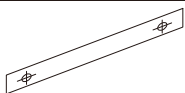
- 10**  2 pcs **11**  Ø4*35mm 2 pcs



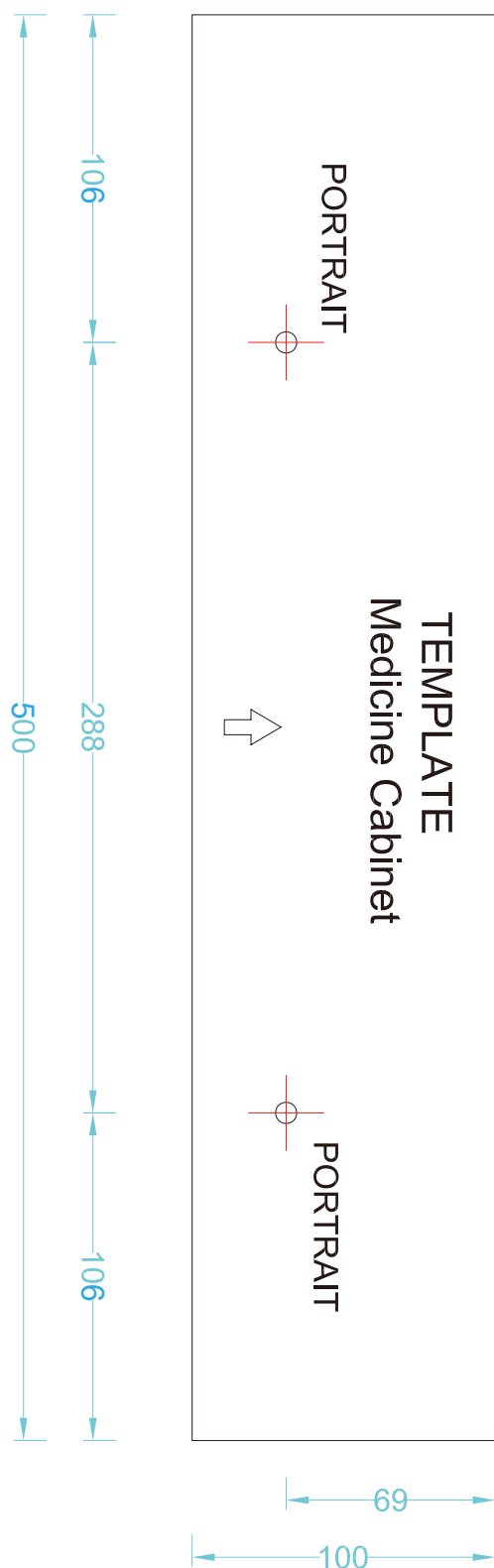
Scan for assembly
instructions.

Step 6

14



1 pc



Scan for assembly instructions.