
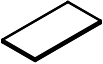






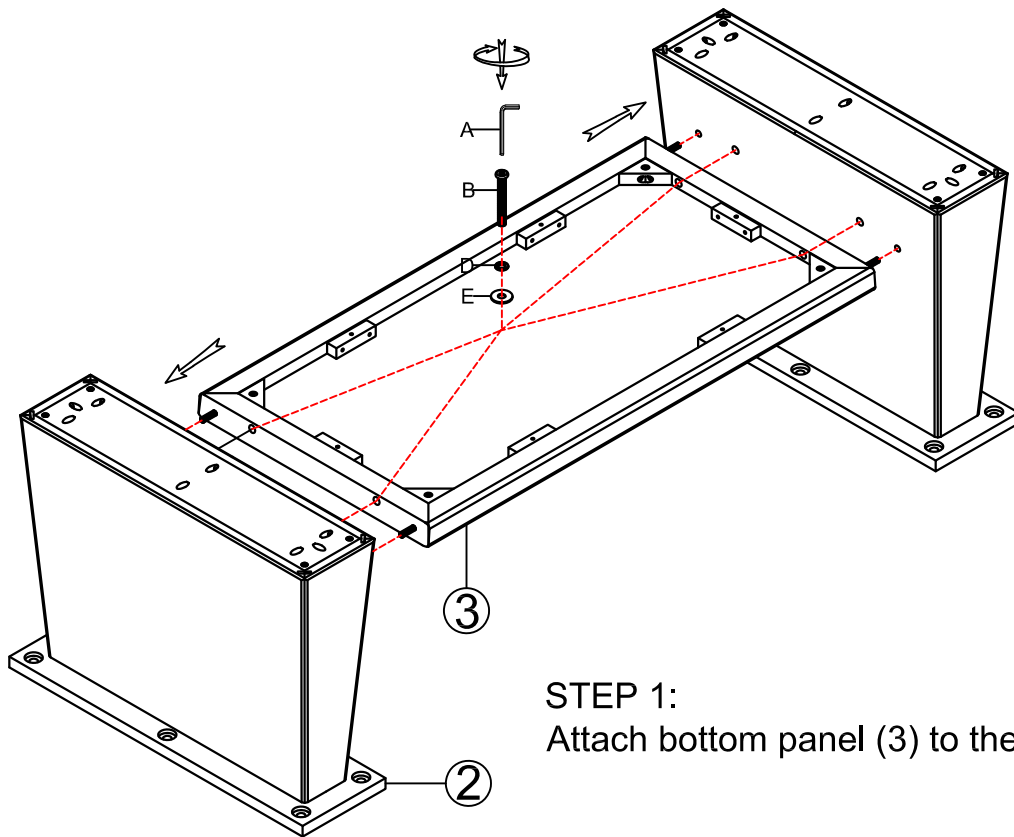


ITEM: 6820-80110-80 Rectangle Cocktail Table
6820-80110-85 Rectangle Cocktail Table
6820-80110-99 Rectangle Cocktail Table

Thank you for purchasing this quality product. Be sure to unpack carefully looking for small parts which may have come loose during shipment.

Read all instruction and study the drawing carefully before starting the assembly process.

HARDWARE PACK					PART LIST			
NO.	DRAWING	DESCRIPTION	SIZE	Q'TY	NO.	DRAWING	DESCRIPTION	Q'TY
A		Allen Wrench	73*29*5mm	1 PC	1		Top Panel	1 PC
B		Bolt	5/16*60mm	4 PCS	2		Base	2 PCS
C		Bolt	5/16*30mm	12 PCS	3		Bottom Panel	1 PC
D		Lock Washer	5/16"	16 PCS				
E		Flat Washer	5/16*16mm	16 PCS				



STEP 1:
Attach bottom panel (3) to the bases (2).

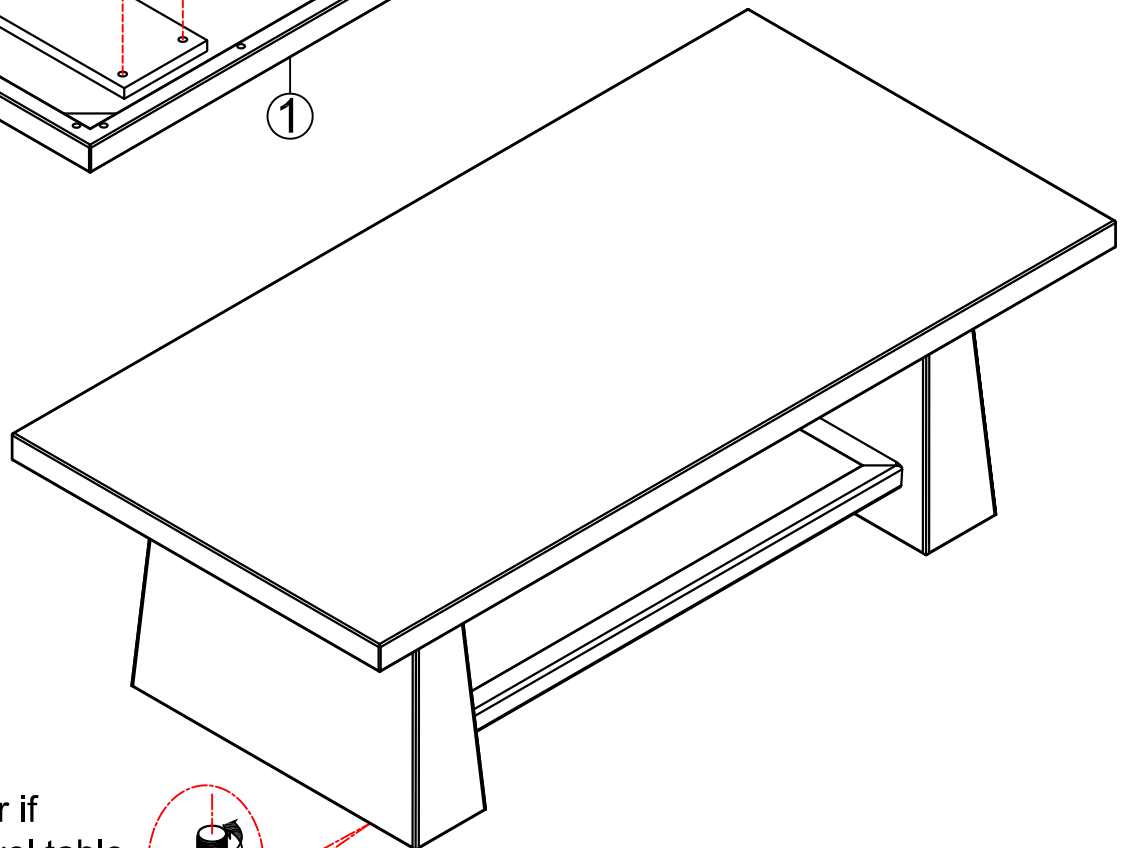
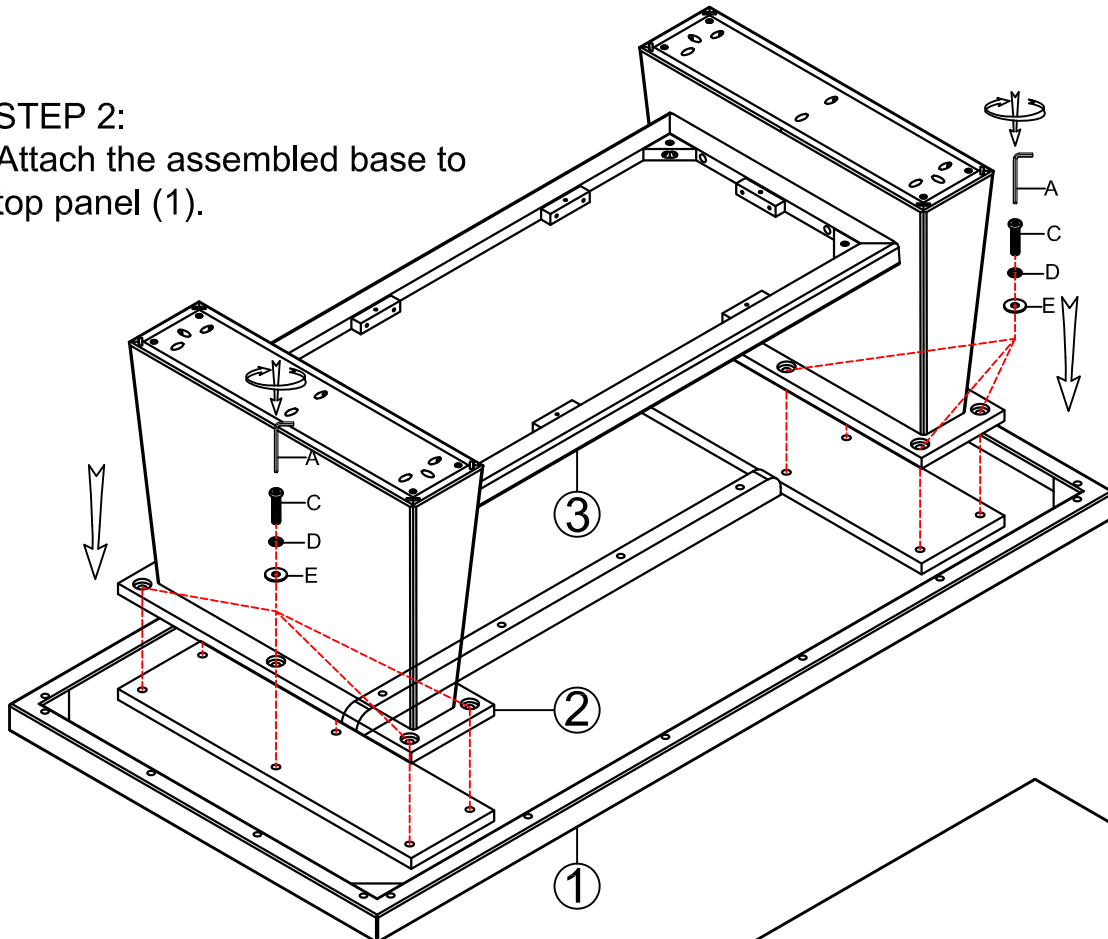
ITEM: 6820-80110-80 Rectangle Cocktail Table
6820-80110-85 Rectangle Cocktail Table
6820-80110-99 Rectangle Cocktail Table

Thank you for purchasing this quality product. Be sure to unpack carefully looking for small parts which may have come loose during shipment.

Read all instruction and study the drawing carefully before starting the assembly process.

STEP 2:

Attach the assembled base to top panel (1).



Adjust leveler if needed to level table on uneven floor.

