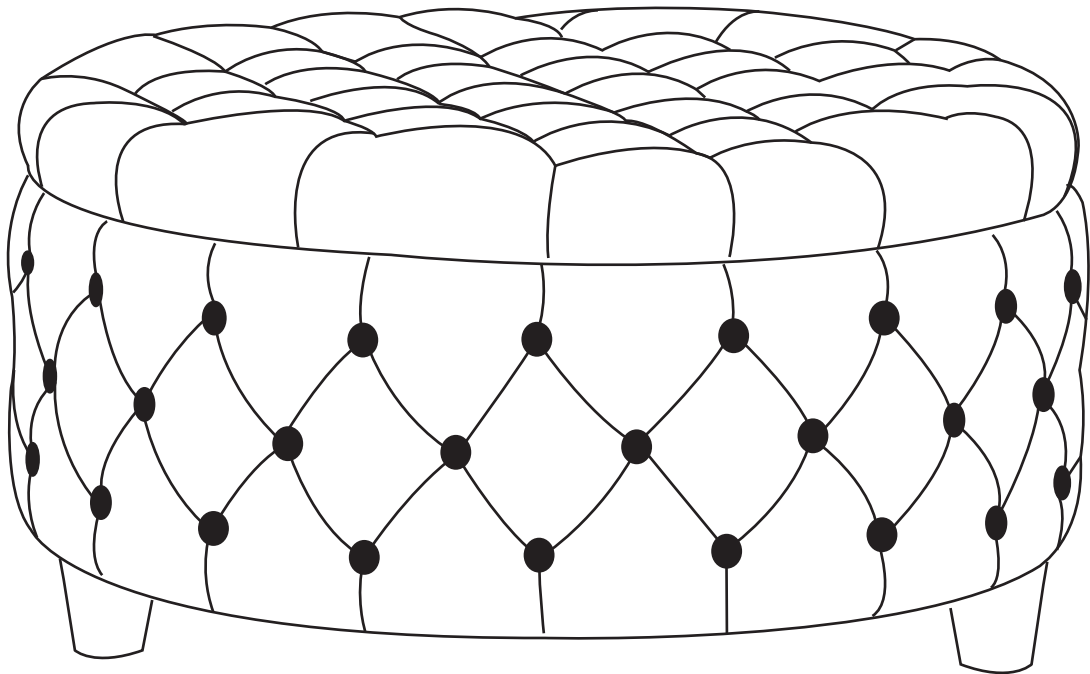


INSTRUCTION MANUAL



**29.5" Wide Velvet Tufted Round Ottoman
With Storage
SKU: IA103**

! CARE & MAINTENANCE

- Be careful when assembly, avoid hurting the paint .
- Clean the dust with lukewarm water, mild detergent & soft cloth.
- Firmly secure all bolts before use, do not use any part of this item as a step ladder.
- Reconfirm that all bolts, screws, and nuts are secure every 90 days.
- Do not use or store this item in the proximity of open flame or flammable/combustible chemicals.

TOOLS REQUIRED



260 LBS
CAPACITY



1 PERSON
ASSEMBLY

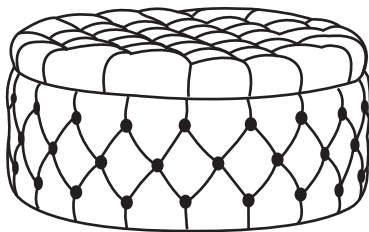


UP TO 10 MIN.
ASSEMBLY

PARTS

A


Ottoman



1PC

B

Wooden Legs

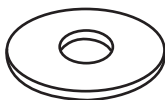


4PCS

C

Plastic washers

Inner dia.10mm
Outer dia. 46mm



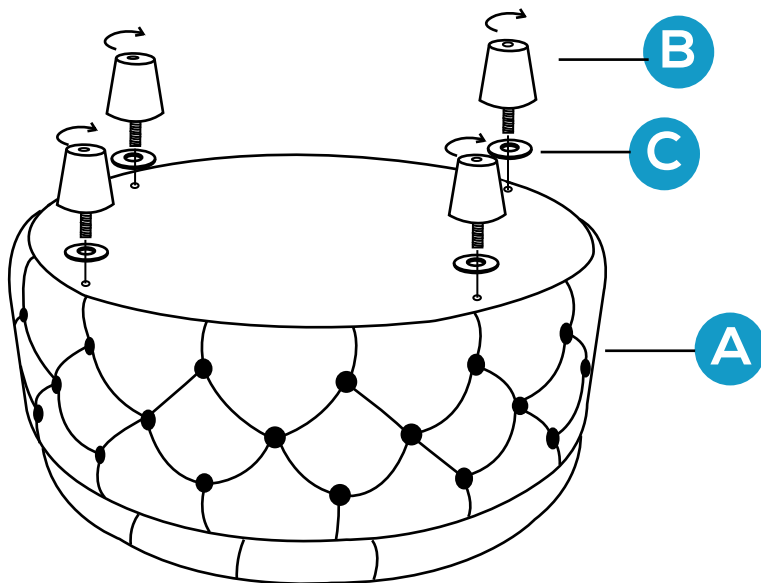
4PCS

PRODUCT ASSEMBLY

1

Take out Part B Wooden Legs & Part C Plastic Washers in the small box.

Attach Legs & Plastic Washers on bottom of the ottoman.



2

