





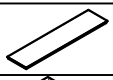

ASSEMBLY INSTRUCTION

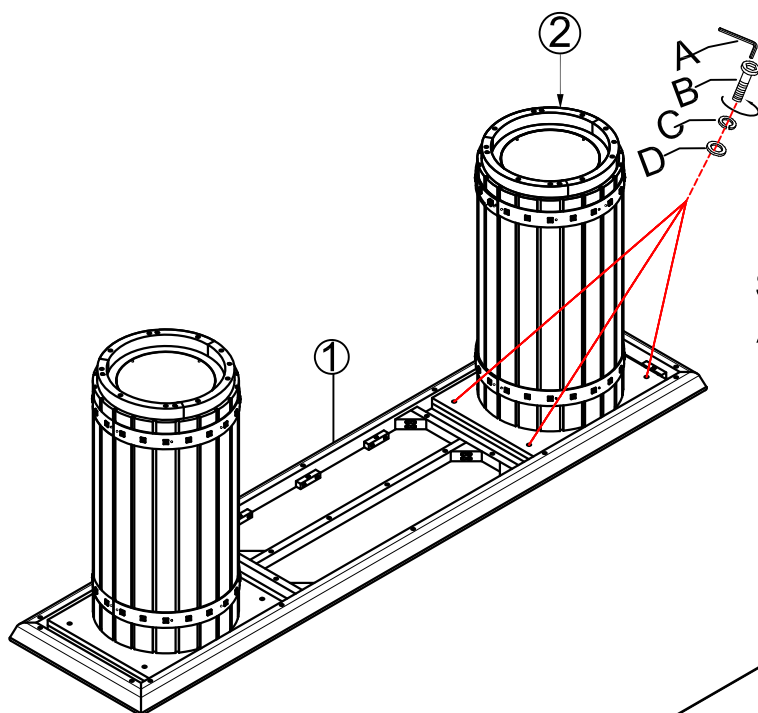
ITEM: 6952-80351B-85 Console Table Barrel Base
6952-80351T-80 Console Table Top

Thank you for purchasing this quality product. Be sure to unpack carefully looking for small parts which may have come loose during shipment.

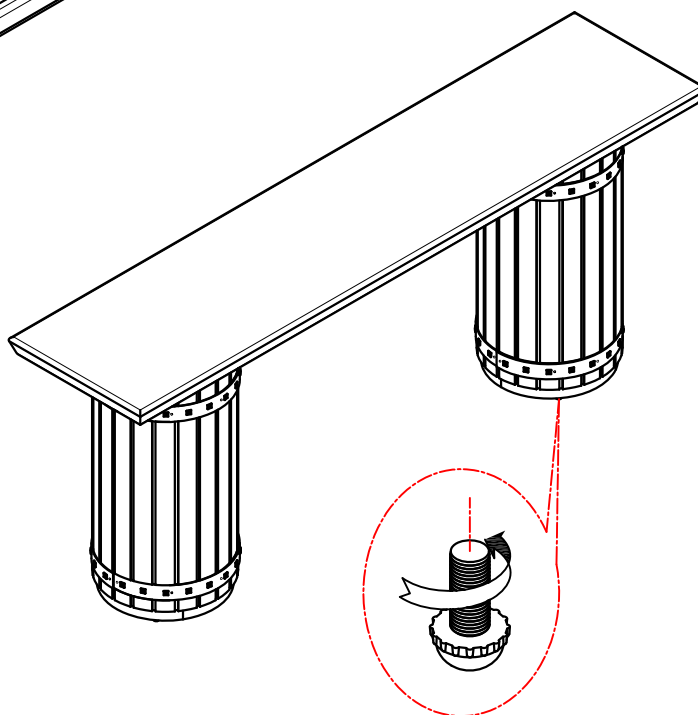
Read all instruction and study the drawing carefully before starting the assembly process.

HARDWARE PACK				
NO.	DRAWING	DESCRIPTION	SIZE	Q'TY
A		Allen Wrench	73*29*5mm	1 PC
B		Bolt	5/16*35mm	8 PCS
C		Lock Washer	Ø5/16"	8 PCS
D		Flat Washer	Ø5/16"	8 PCS

PART LIST			
NO.	DRAWING	DESCRIPTION	Q'TY
①		Table Top	1 PC
②		Bottom Base	2 PCS



STEP 1:
Attach the Table Top (1) to Bottom Base (2).



Adjust leveler if needed to level console on uneven floor.