


SIMPLEHOME™
— LIFE BY DESIGN —

Wynden+Hall™
HOME DECOR
brooklyn + max™

PATRICE / TILLMAN / COSNER

ACCENT TABLE

MODEL # AXCMTBL - 17





Questions, problems, assembly help, missing parts?

No need to return the product, we will gladly help and ship
your replacement parts free of charge

Please call Customer Service at 1-866-518-0120 ext. 262

Monday to Friday between 9 am – 4 pm EST

or go to

www.simpli-home.com/parts request

In order to assist you in a timely manner, please have the following information ready:

Model # _____ Part Number or Letter _____

Purchased at _____ Date of Purchase _____

If you wish to return the product, please contact the retailer where the
product was purchased.

IMPORTANT : for Please read this manual carefully before beginning assembly of this product. keep this manual for future reference.

SAFETY INFORMATION

Identify all the parts and hardware. Do not discard of the packaging until you have checked that you have all of the parts and hardware required. hardware package may have spare parts.

WARNING: This item contains small parts which can be swallowed by children and pets. keep children and pets away during assembly. to avoid danger of suffocation, always keep plastic bags away from children and pets. We recommend that you assemble this unit on a carpeted floor to avoid scratches. If using power tools, set the tool to low torque to avoid damage.

May require 2 people for ease of assembly.

IMPORTANT : Keep this manual for future reference.

CARE and MAINTENANCE

This furniture is designed for indoor use.

Damage to furniture can come from temperature changes in relative humidity (RH) in our homes. Humid air oxidizes metal which results in rusting, corrosion, tarnishing and roughness. Wood absorbs water as relative humidity rises and falls, and in doing so it swells and shrinks.

To protect against the humidity effect, the metal is powder coated. The powder coat layer protects the metal from oxidizing, corrosion, tarnishing and scratching and keeps it looking good for years to come. The wood is sealed and lacquered to protect against humidity.

To help protect your furniture, follow these steps:

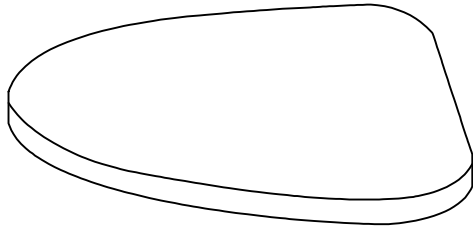
- Use a humidifier, preferably one with an automatic control system that can sense the humidity level and adjust itself accordingly.
- Dust with soft dry cloth.
- Wipe up spills promptly. Clean with a dry cloth.
- Do not use abrasive cleaners, chemical solvents, strong detergents, cleaners with bleach, and furniture polish.
- Use soft felt base coasters, placemats to help prevent scratches.
- Keep furniture out of direct sunlight, which can cause cracking or roughness on the protective layer.
- If it can be avoided, do not put furniture near heating vents. Keep the furniture 3 to 4 inches away from the wall, giving heat and air space to circulate.

PRE-ASSEMBLY INFORMATION

MODEL # AXCMTBL-17

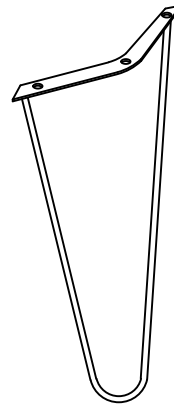
PARTS DESCRIPTION

A



TOP
QTY 1

B




LEG
QTY 3

PRE-ASSEMBLY INFORMATION

MODEL # AXCMTBL-17

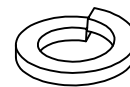
HARDWARE DESCRIPTION

1



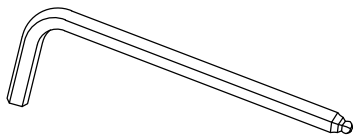
ALLEN KEY BOLT
M6 X 12 mm
QTY 09

2



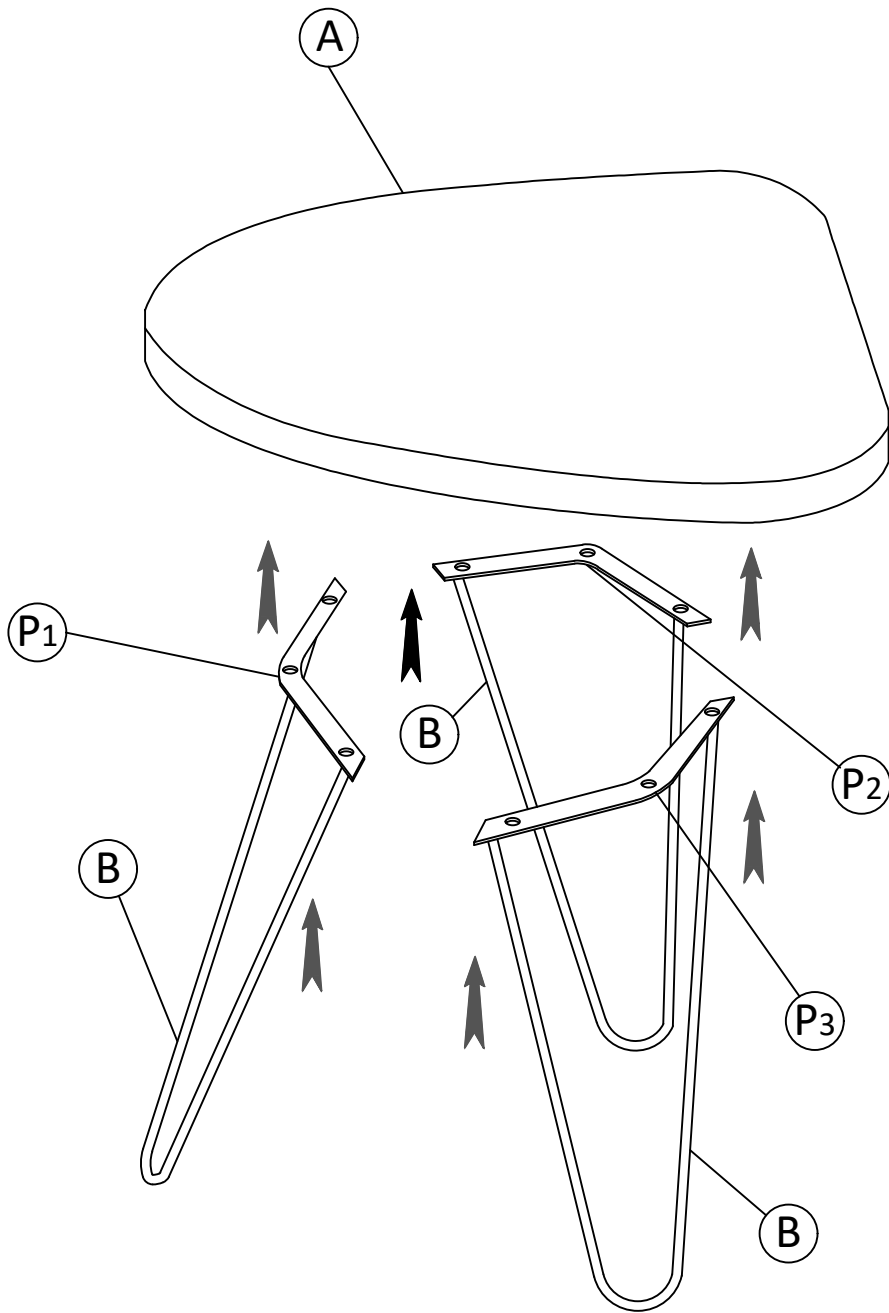
LOCK WASHER
Ø 12 / Ø 8.5 X 2.0 mm
QTY 09

3

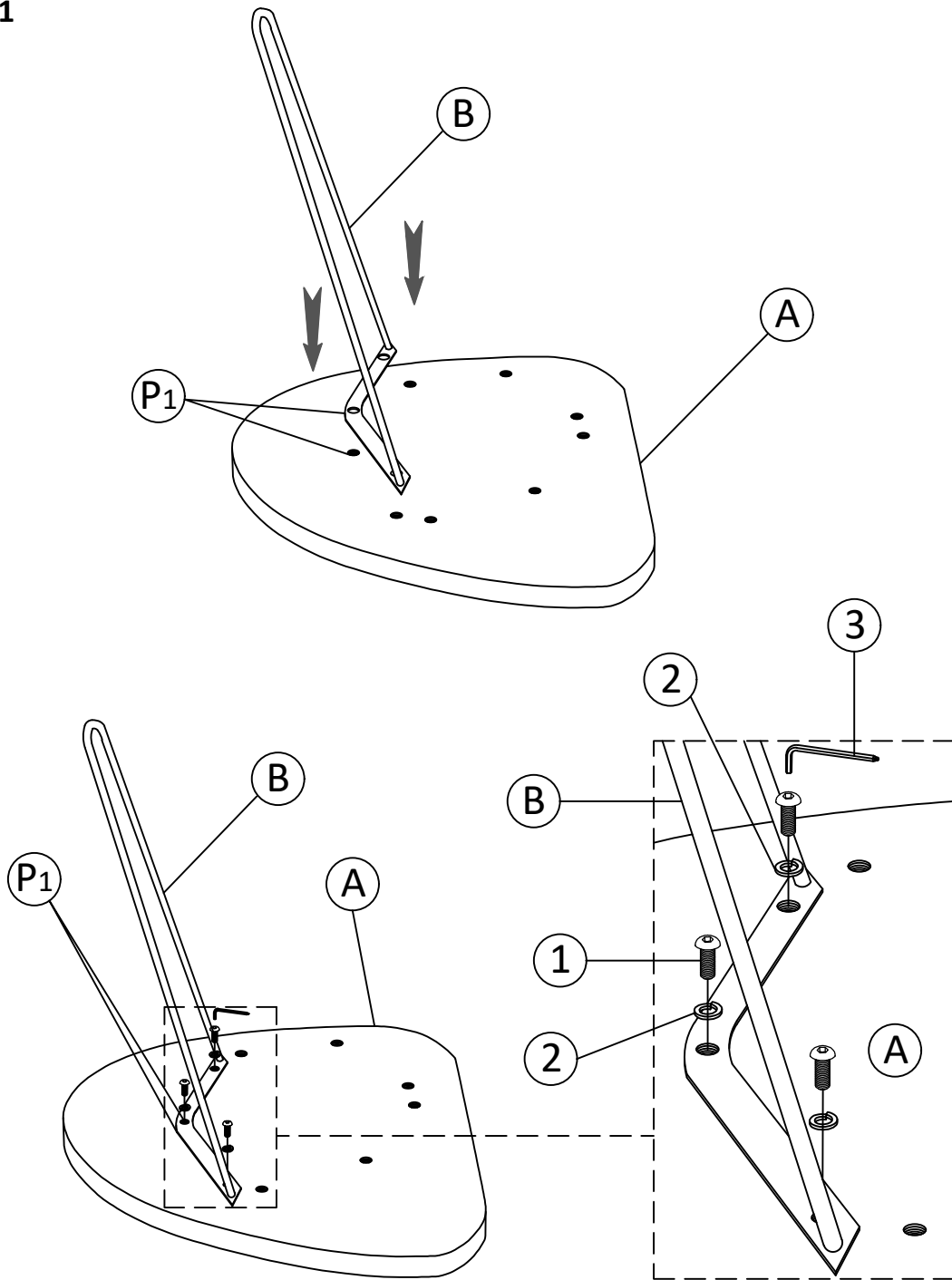


ALLEN KEY
QTY 1

NEED HELP? for help with assembly or if you are missing a part,
Please call customer service at 1-866-518-0120 ext. 262 (9 am to 4 pm est)

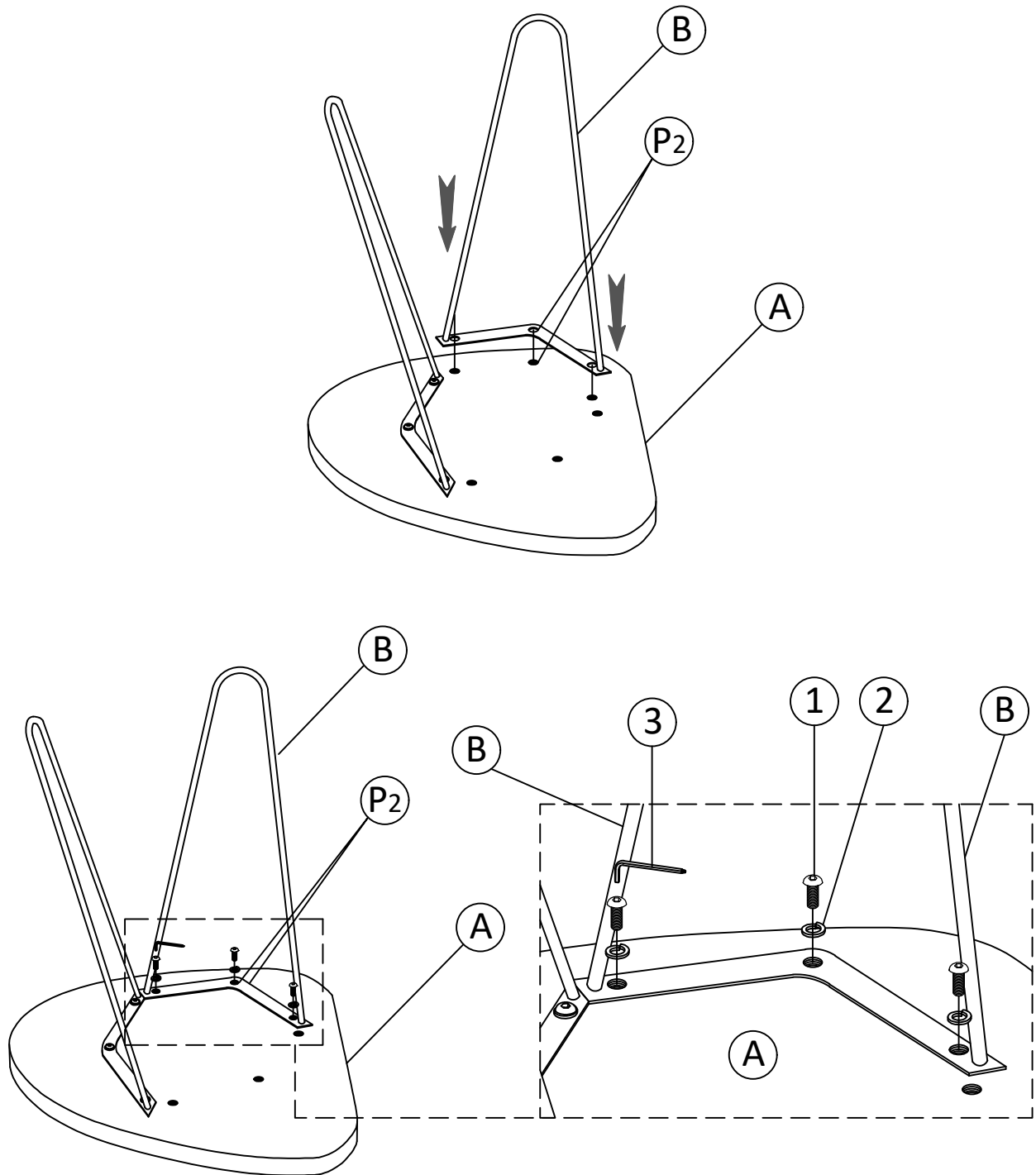


STEP 1



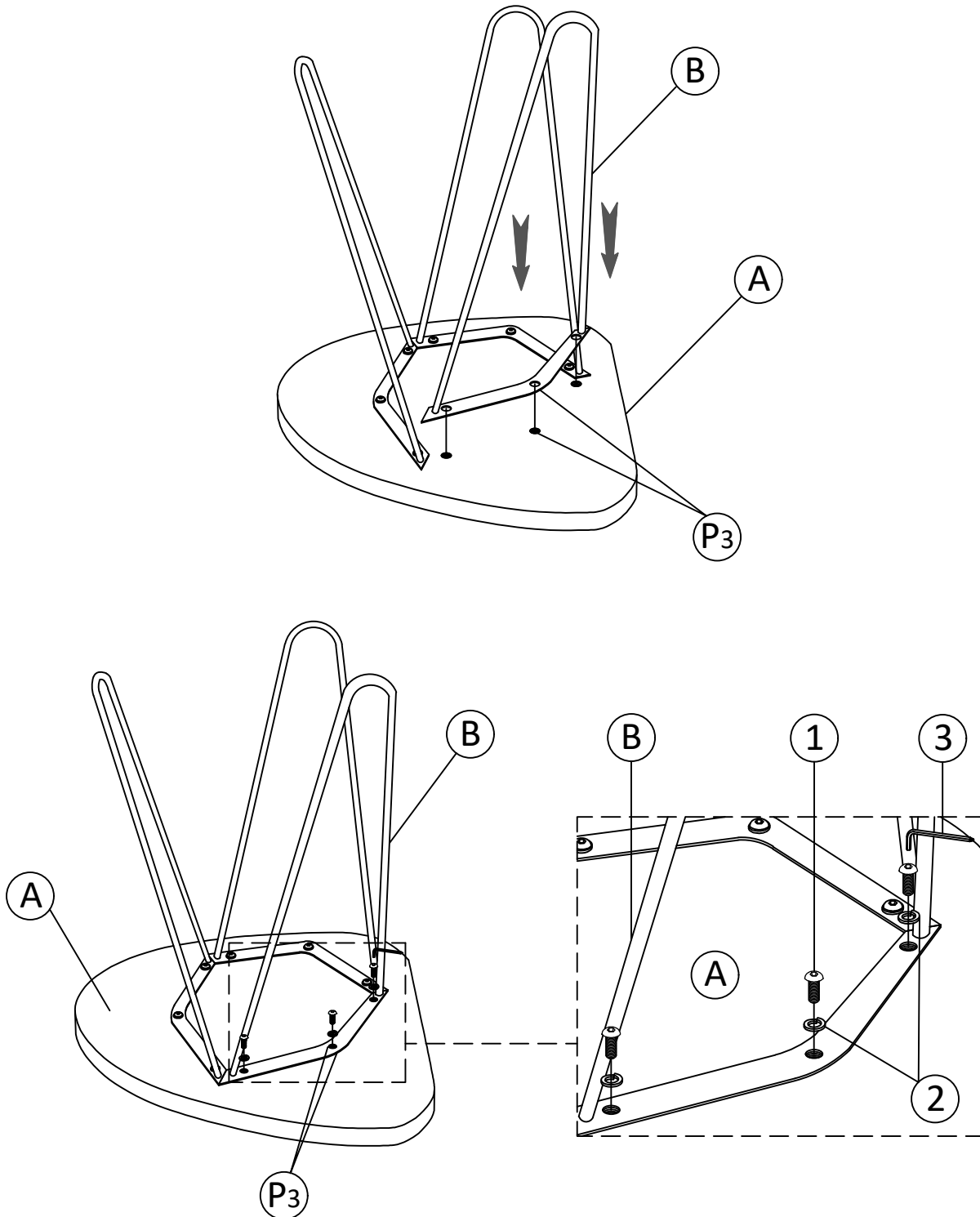
1. Align Leg (B) to Top (A) by matching the letters (P₁) to (P₁).
2. Use Three key Bolts (1) and Three Lock Washers (2) to attach Top (A) and Leg (B)
3. Use Allen Key (3) to tighten Bolts. Do not over - tighten.

STEP 2



1. Align Leg (B) to Top (A) by matching the letters (P₂) to (P₂)
2. Use Three key Bolts (1) and Three Lock Washers (2) to attach Top (A) and Leg (B)
3. Use Allen Key (3) to tighten Bolts. Do not over - tighten.

STEP 3



1. Align Leg (B) to Top (A) by matching the letters P₃ to P₃.
2. Use Three key Bolts (1) and Three Lock Washers (2) to attach Top (A) and Leg (B)
3. Use Allen Key (3) to tighten Bolts. Do not over - tighten.



WARRANTY

Thank you for purchasing a **Simpli Home – Wyndenhall – Brooklyn + Max** product. These products have been made to demanding, high-quality standards and are guaranteed for domestic use against manufacturing faults for a period of 12 months from the date of purchase. This warranty does not affect your statutory rights.

In case of any malfunction of your product (failure, missing parts, etc.) please contact us at our toll free service line at 1-866-518-0120 ext. 262 from 9 am to 4 pm, Monday to Friday, Eastern Standard Time or by email at simpli-home.com/customer-support.

We reserve the right to repair or replace the defective product, at its discretion.

This product is guaranteed for 12 months if used for normal purposes. Any warranty is invalid if the product has been overloaded or subject to neglect, improper use or an attempted repair by other than an authorized agent. Heavy-duty or daily professional/commercial usage are not guaranteed.

Due to continuous product improvement, we reserve the right to change the product specifications without prior notice.