
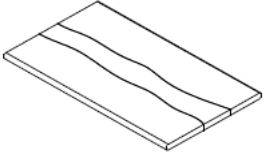
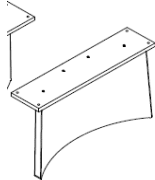
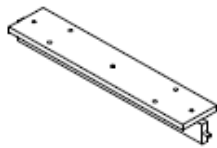







Spare Parts Diagram

Flexsteel Style# →	W1016-01	Factory Style# →	W1016-01	Date Updated →	8/2/2024
Reference Picture	Part Description	Supplier Part#	Model#	Spec	Flexsteel Part#
	Adjustable Leveler	n/a	101601A	Diameter 1/4"*22mm* Diameter 16mm White	TW1016031LVL 3000029016



Spare Parts Diagram

Flexsteel Style# →	W1016-031	Factory Style# →	W1016-031	Date Updated →	8/2/2024
Reference Picture	Part Description	Supplier Part#	Model#	Spec	Flexsteel Part#
	Table Top with Metal	n/a	1016031T	1397x813x44mm	TW1016031TP 3000029013
	Leg (1pc)	N/A	1016031L	676x170x395mm	TW1016031LG 3000029014
	Wood Bar	n/a	1016031B	700x130x84mm	TW1016031WB 3000029015
	Adjustable Leveler	n/a	1016031A	Diameter 1/4"*22mm* Diameter 22mm White	TW1016031LVL 3000029016



Spare Parts Diagram

Reference Picture	Part Description	Supplier Part#	Model#	Spec	Flexsteel Part#
  Flat Washer Spring Washer $\Phi 5/16 \times 19 \times 1.5\text{m}$ $\Phi 5/16"$ 12 pieces 12 pieces   Bolt Hex Key $\Phi 5/16" \times 38\text{mm}$ $60 \times 25 \times 4\text{mm}$ 12 pieces 1 piece	Hardware Pack	n/a	1016031H	Hardware Pack	TW1016031HDW 3000029017

Spare Parts Diagram

Flexsteel Style# →	W1016-08	Factory Style# →	W1016-08	Date Updated →	8/2/2024
Reference Picture	Part Description	Supplier Part#	Model#	Spec	Flexsteel Part#
	Adjustable Leveler	n/a	1016031A	Diameter 1/4"*22mm* Diameter 22mm White	TW1016031LVL 3000029016
	Wood Base	n/a	101608B	499 diameter x 25mm	TW101608BASE 3000029018

Spare Parts Diagram

Flexsteel Style# →	W1016-081	Factory Style# →	W1016-081	Date Updated →	8/2/2024
Reference Picture	Part Description	Supplier Part#	Model#	Spec	Flexsteel Part#
	Adjustable Leveler	n/a	1016031A	Diameter 1/4"*22mm* Diameter 22mm White	TW1016031LVL 3000029016
	Wood Base	n/a	1016081B	372 diameter x 25mm	TW1016081BASE 3000029019