











ITEM: 6820-75213-80 48in Round Dining Table
6820-75213-85 48in Round Dining Table
6820-75213-99 48in Round Dining Table

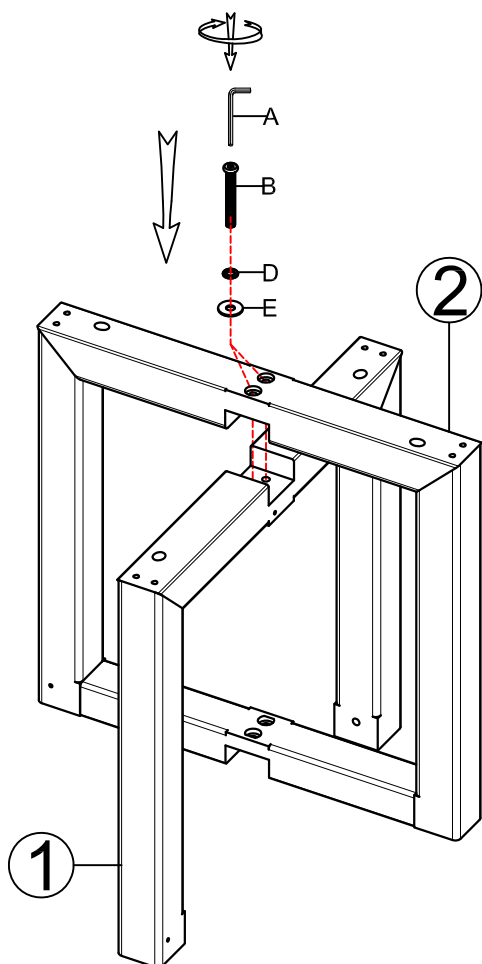
Thank you for purchasing this quality product. Be sure to unpack carefully looking for small parts which may have come loose during shipment.

Read all instruction and study the drawing carefully before starting the assembly process.

HARDWARE PACK					PART LIST			
NO.	DRAWING	DESCRIPTION	SIZE	Q'TY	NO.	DRAWING	DESCRIPTION	Q'TY
A		Allen Wrench	73*29*5mm	1 PC	1		Leg Frame	1 PC
B		Bolt	5/16*50mm	8 PCS	2		Square Frame	1 PC
C		Bolt	5/16*35mm	7 PCS	3		Stretchers	1 PC
D		Lock Washer	5/16"	15 PCS	4		Mounting Bridge	1 PC
E		Flat Washer	5/16*22mm	15 PCS	5		Top Panel	1 PC

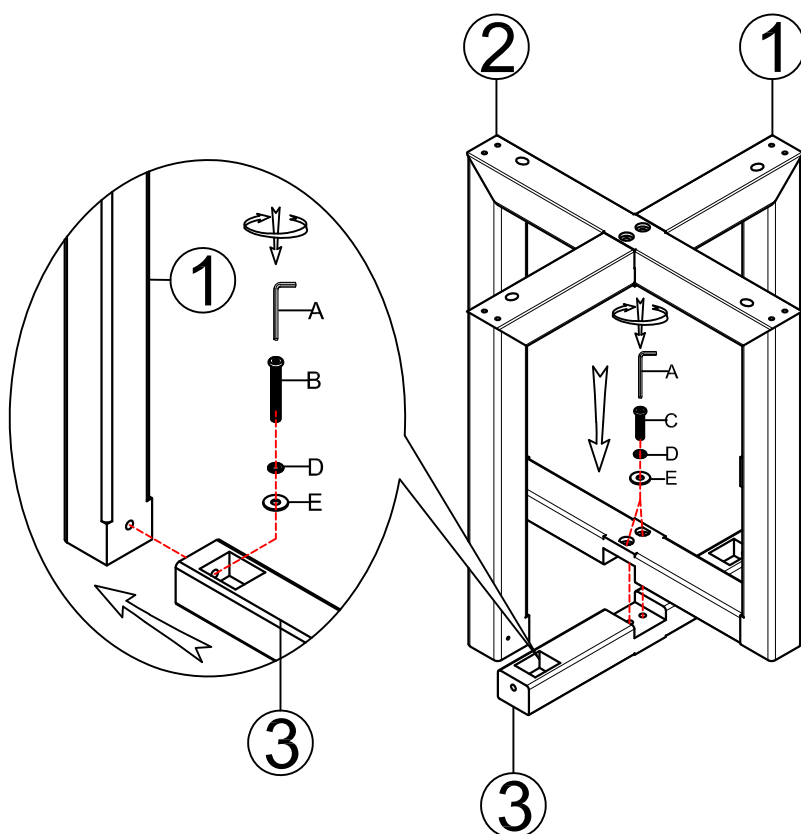
Step 1:

Assemble leg frame (1) with square frame (2).



Step 2:

Attach stretchers (3) to the leg frame (1) and square frame (2).

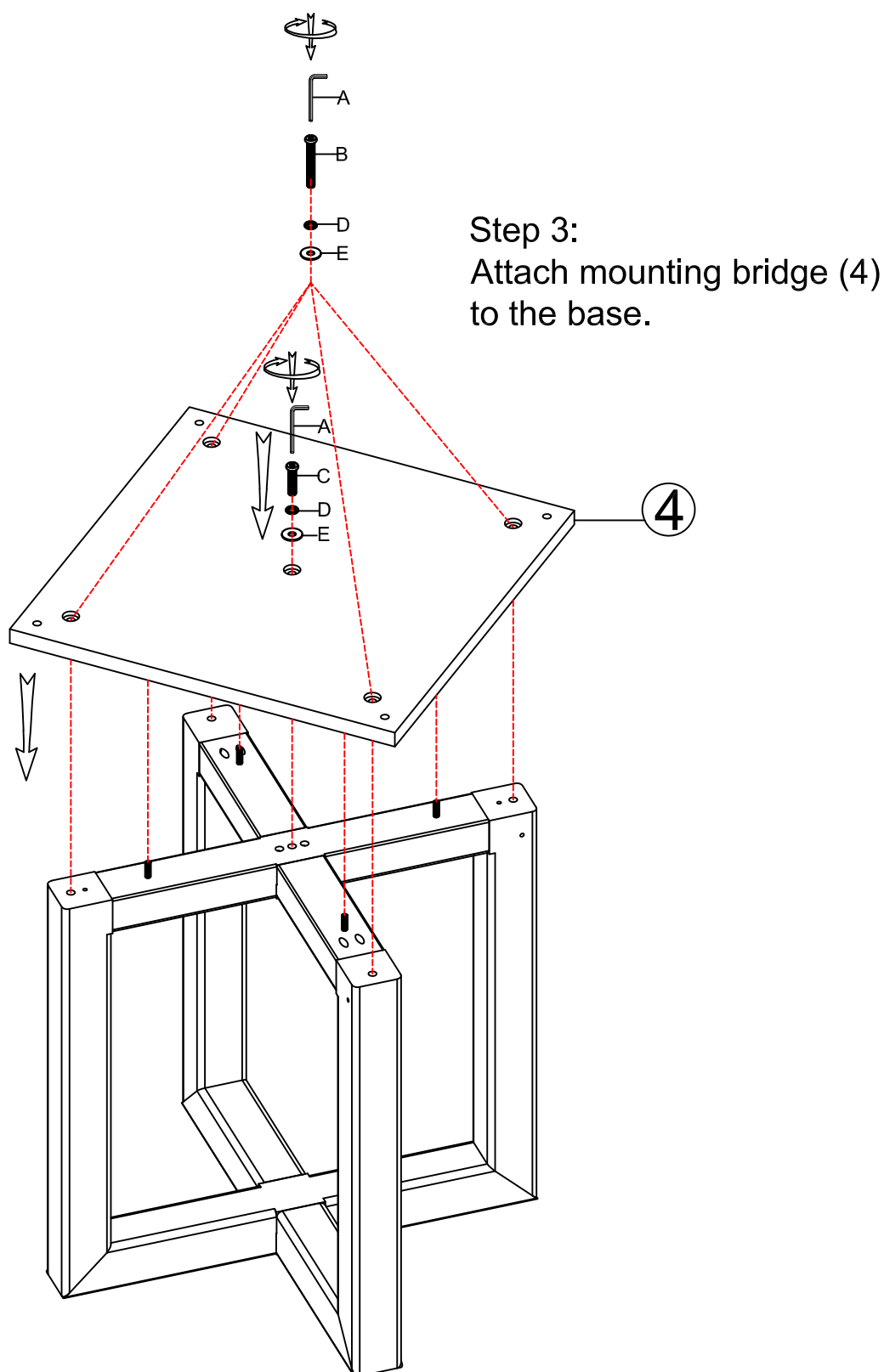


ASSEMBLY INSTRUCTION

ITEM: 6820-75213-80 48in Round Dining Table
6820-75213-85 48in Round Dining Table
6820-75213-99 48in Round Dining Table

Thank you for purchasing this quality product. Be sure to unpack carefully looking for small parts which may have come loose during shipment.

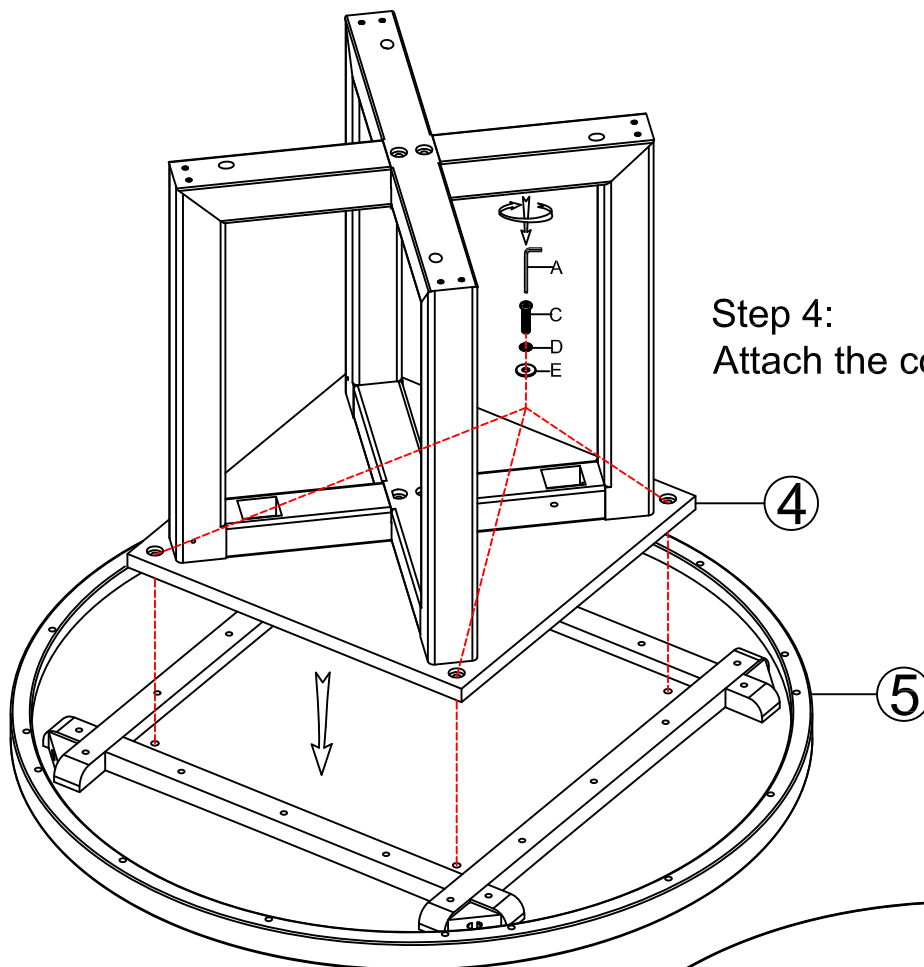
Read all instruction and study the drawing carefully before starting the assembly process.



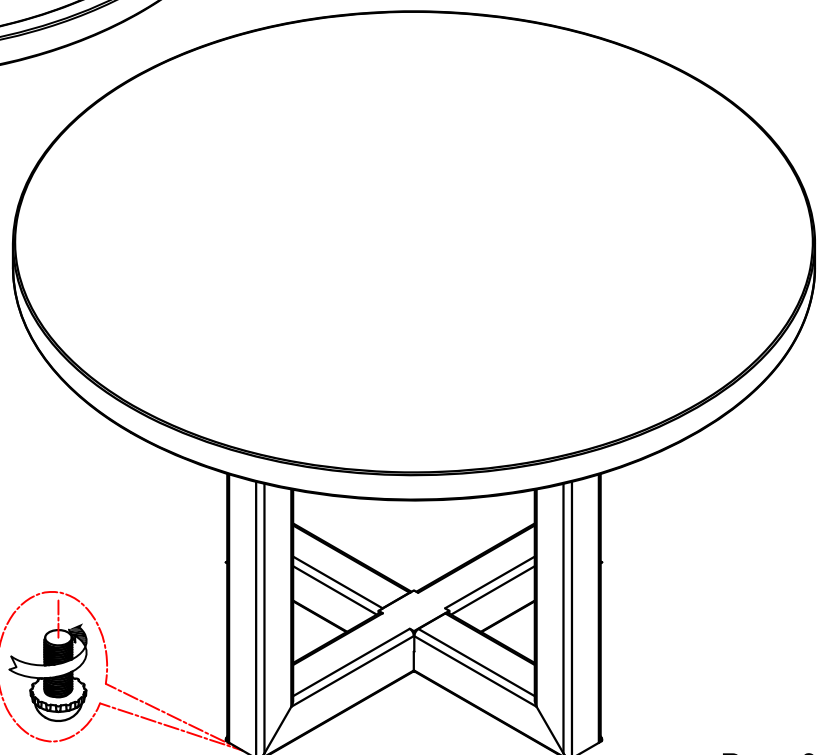
ITEM: 6820-75213-80 48in Round Dining Table
6820-75213-85 48in Round Dining Table
6820-75213-99 48in Round Dining Table

Thank you for purchasing this quality product. Be sure to unpack carefully looking for small parts which may have come loose during shipment.

Read all instruction and study the drawing carefully before starting the assembly process.



Step 4:
Attach the complete base to top panel (5).



Adjust leveler if needed to
level table on uneven floor.

