

For Residential and Commercial Applications

Job Name _____
 Job Location _____
 Engineer _____
 Approval _____

Contractor _____
 Approval _____
 Contractor's P.O. No. _____
 Representative _____

Series SC

Sillcock Faucets

Sizes: 1/2", 3/4" (15, 20mm)

Features

- Hose bibb type faucets with tee handle or handwheel

Models

Tee Handle Sillcock

SC-1 – Size 1/2" (15mm), no kink hose faucet dual inlet connection (male IPS or solder) x 3/4" hose connection

SC-2 – Size 1/2" or 3/4" (15 or 20mm), no kink hose faucet connection (solder inlet) x 3/4" hose connection

Lawn Faucet Sillcock with Cast Iron Handwheel

SC-3 – Size 1/2" or 3/4" (15 or 20mm), solder inlet connection x 3/4" hose connection

SC-4 – Size 1/2" or 3/4" (15 or 20mm), female IPS connection x 3/4" hose connection

Hose Bibb Hex Shoulder Sillcock with Tee Handle

SC-5 – Size 1/2" (15mm), dual inlet connection (male IPS or solder) x 3/4" hose connection

SC-6 – Size 3/4" (20mm), male IPS connection x 3/4" hose connection or 3/4" (20mm) solder connection x 3/4" hose connection



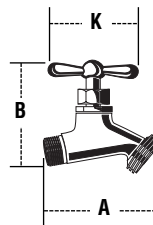
SC-1



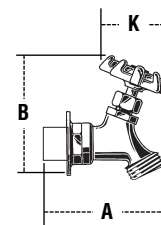
SC-3



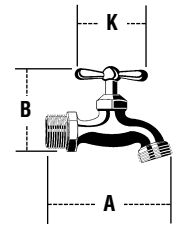
SC-6



SC-1, SC-2



SC-3, SC-4



SC-5, SC-6

Pressure

Maximum Pressure: 125psi (8.61 bars) CWP

MODEL	SIZE (DN)		DESCRIPTION	DIMENSIONS						WEIGHT	
	in.	mm		A		B		K		lbs.	kgs.
No Kink Hose Faucet with tee handle											
*SC-1	1/2	15	Dual Male IP or Solder connection	2 5/8	67	3	76	2 1/16	52	.38	.17
*SC-2	1/2 or 3/4	15 or 20	Solder connection	2 5/8	67	3	76	2 1/16	52	.38	.17
Lawn Faucet (Sillcock) with cast iron handwheel											
*SC-3	1/2 or 3/4	15 or 20	Solder connection	3 1/16	77	3 1/4	83	2 3/16	56	.57	.26
*SC-4	1/2 or 3/4	15 or 20	Female IP connection	3 3/16	81	3 1/4	83	2 3/16	56	.59	.27
Hose Bibb Hex Shoulder with tee handle											
*SC-5	1/2	15	Dual Male IP or Solder connection	3 7/16	87	2 3/8	60	2 1/16	52	.38	.17
*SC-6	3/4	20	Male IP and solder connection	3 7/16	87	2 1/2	63	2 1/16	52	.39	.18

*All SC models available with separate tamper-proof vacuum breaker. Specify SC8-1, SC8-2, SC8-3, SC8-4, SC8-5, SC8-6.

USA: 815 Chestnut St., No. Andover, MA 01845-6098; www.wattsreg.com
 Canada: 5435 North Service Rd., Burlington, ONT. L7L 5H7; www.wattscanada.ca



Watts product specifications in U.S. customary units and metric are approximate and are provided for reference only. For precise measurements, please contact Watts Technical Service. Watts reserves the right to change or modify product design, construction, specifications, or materials without prior notice and without incurring any obligation to make such changes and modifications on Watts products previously or subsequently sold.