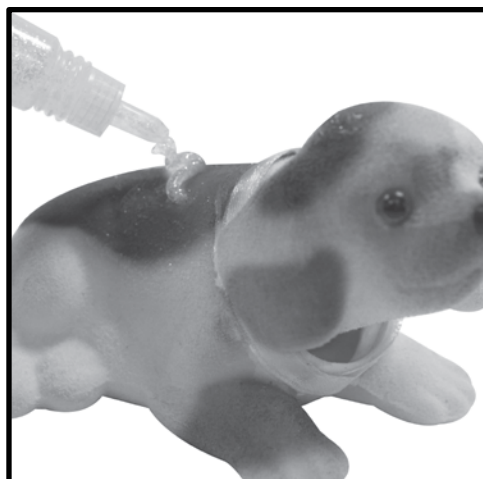




# Hot Doggies

The paint included is permanent on most surfaces. Wear old clothes, cover your work surface and clean up any spills right away.

## PAINT & GLITTER

- Decide how you want to paint your puppies. For inspiration look at the pictures on the box.
- Try mixing colors to make new ones.
- Use a damp sponge to paint larger areas. For finer detail use the paintbrush.
- Use the glitter glue to add sparkle.
- Set them aside to dry.



## DECORATE

Use the stickers, wings, tutu, feather boa and flower to dress and decorate your puppies.

## FUN TO PLAY AND DISPLAY

Place each one on top of their own furry bed.

Save any materials for touch up and repair.

