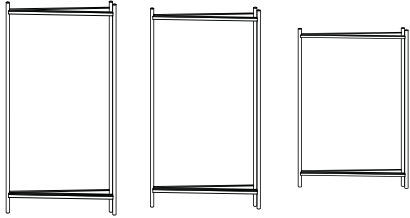


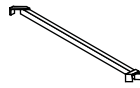
ASSEMBLY INSTRUCTIONS

Ulani Nesting Table 3 Pc set



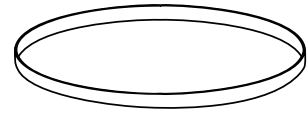
1 PC LARGE STAND
1 PC MEDIUM STAND
1 PC SMALL STAND

x3



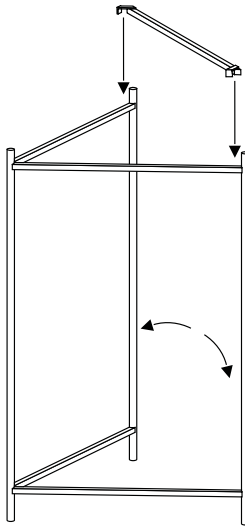
3 PCS METAL BARS

x3



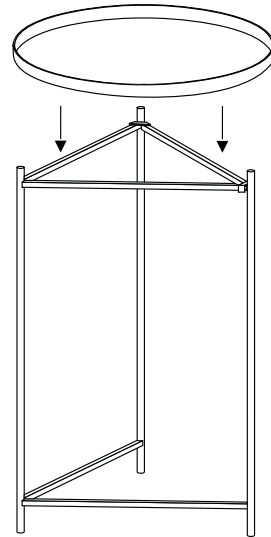
3 PCS METAL TOPS

STEP-1



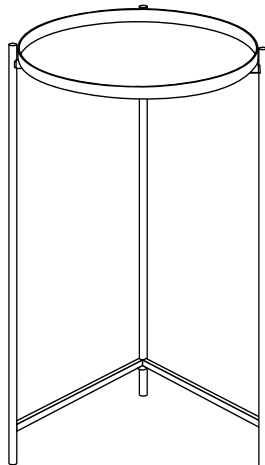
Unfold the stand and place the bar on the top as shown.

STEP-2

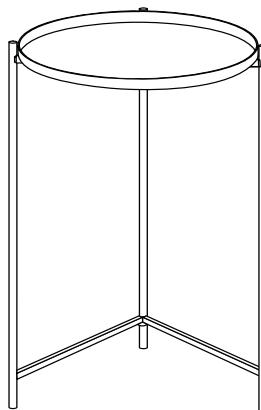


Place the metal tray top as shown.

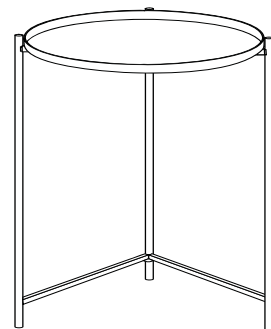
ASSEMBLED



LARGE



MEDIUM



SMALL