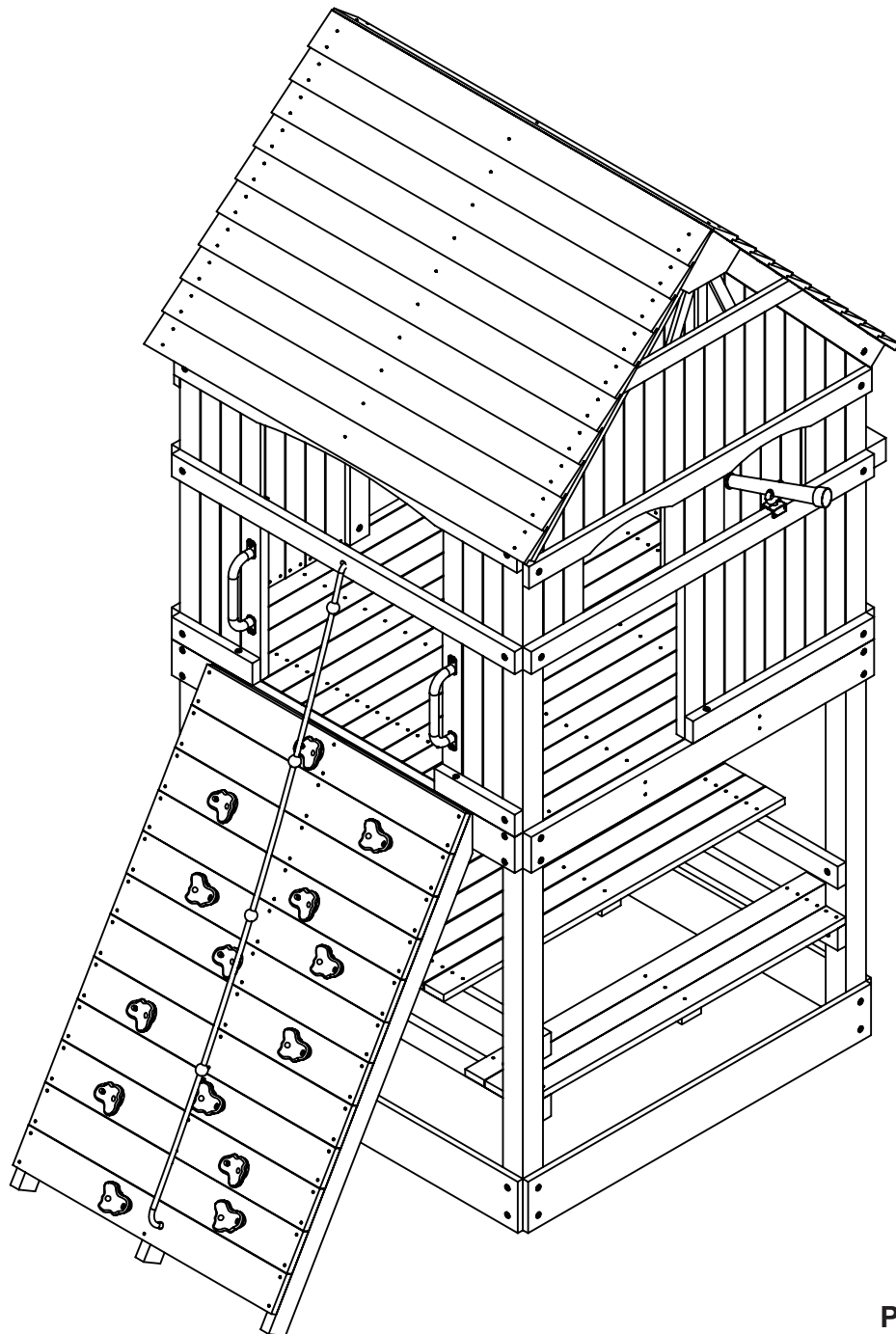


# WOODPLAY<sup>®</sup>

## Playsets

PG123MLW

MONKEY LOFT



PG-MA-0023-02

# PARTS LIST

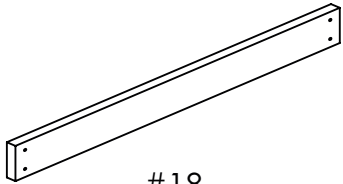
ITEM NUMBER	PART NUMBER	DESCRIPTION	QTY.
01	PG-54-0011	ENCLOSURE WINDOW SIDE	2
02	PG-54-0012	ENCLOSURE WINDOW FRONT	2
03	PG-14-0015	47 1/4" ENCLOSURE SLAT	4
04	PG-14-0017	69 1/2" ENCLOSURE SLAT	2
05	PG-14-0016	51 1/4" ENCLOSURE SLAT	2
06	PG-14-0005	17 1/2" ENCLOSURE SLAT	4
07	PG-14-0006	21 1/4" ENCLOSURE SLAT	4
08	PG-14-0008	24 3/4" ENCLOSURE SLAT	4
09	PG-14-0010	28 1/2" ENCLOSURE SLAT	4
10	PG-14-0007	22 1/2" ENCLOSURE SLAT	2
11	PG-14-0009	26 1/4" ENCLOSURE SLAT	2
12	PG-14-0014	44 1/2" ENCLOSURE SLAT	2
13	PG-HW-S003	#8 X 1.5 SCREW	168
14	PG-14-0012	41" ENCLOSURE SLAT	8
15	PG-14-0004	15 1/4" ENCLOSURE SLAT	4
16	PG-HW-W003	5/16" FLAT WASHER	8
17	PG-HW-L003	5/16 x 2.5" LAG SCREW	8

## PARTS USED INCLUDED WITH BASE SET

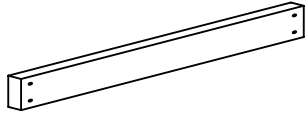
FOR EASE OF IDENTIFYING PARTS RE-LABEL PARTS FROM THE BASE SET AS SHOWN BELOW. IN THE FOLLOWING INSTRUCTIONS PARTS WILL BE REFERRED TO AS THE NEW "NEW #".

OLD#	NEW#	PART#	DESCRIPTION	QTY.
54	13	PG-HW-S003	#8 X 1.5" SCREW	76
09	18	PG-14-0001	25 1/2" ENCLOSURE SLAT	18
64	19	PG-14-0021	27" ENCLOSURE SLAT	1

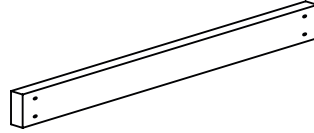
# STANDARD PARTS



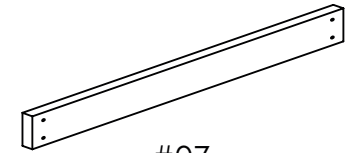
#18  
25 1/2" ENCLOSURE SLAT  
PG-14-0001  
(18)



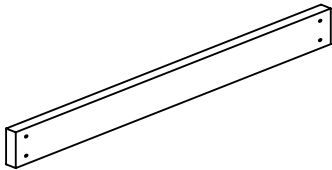
#15  
15 1/4" ENCLOSURE SLAT  
PG-14-0004  
(4)



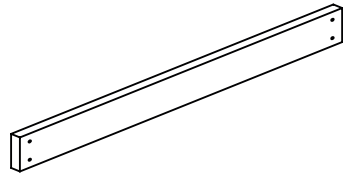
#06  
17 1/2" ENCLOSURE SLAT  
PG-14-0005  
(4)



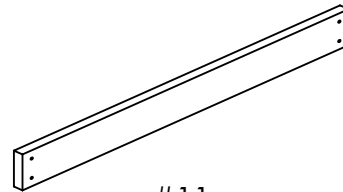
#07  
21 1/4" ENCLOSURE SLAT  
PG-14-0006  
(4)



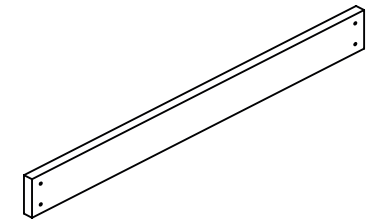
#10  
22 1/2" ENCLOSURE SLAT  
PG-14-0007  
(2)



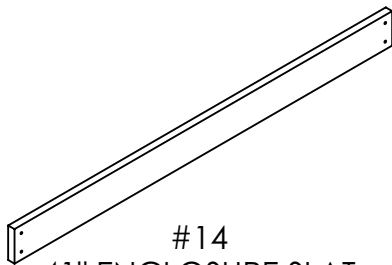
#08  
24 3/4" ENCLOSURE SLAT  
PG-14-0008  
(4)



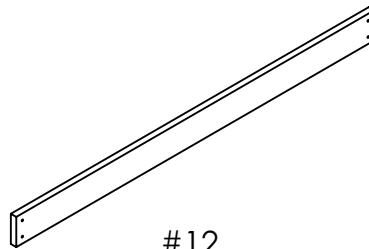
#11  
26 1/4" ENCLOSURE SLAT  
PG-14-0009  
(2)



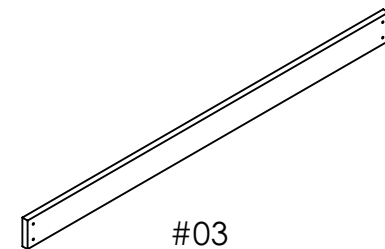
#09  
28 1/2" ENCLOSURE SLAT  
PG-14-0010  
(4)



#14  
41" ENCLOSURE SLAT  
PG-14-0012  
(8)



#12  
44 1/2" ENCLOSURE SLAT  
PG-14-0014  
(2)

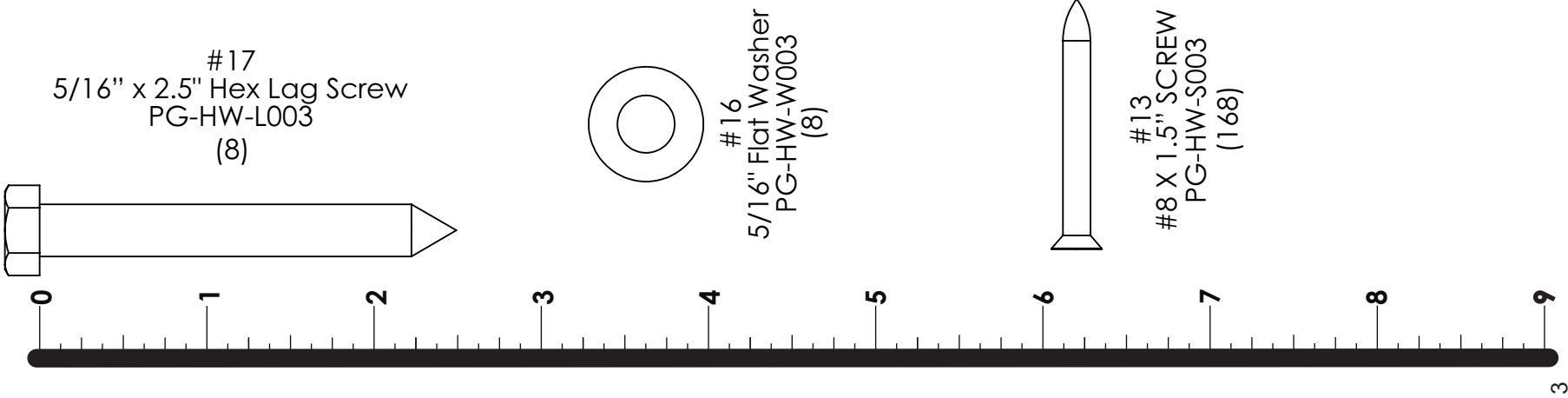


#03  
47 1/4" Enclosure Slat  
PG-14-0015  
(4)

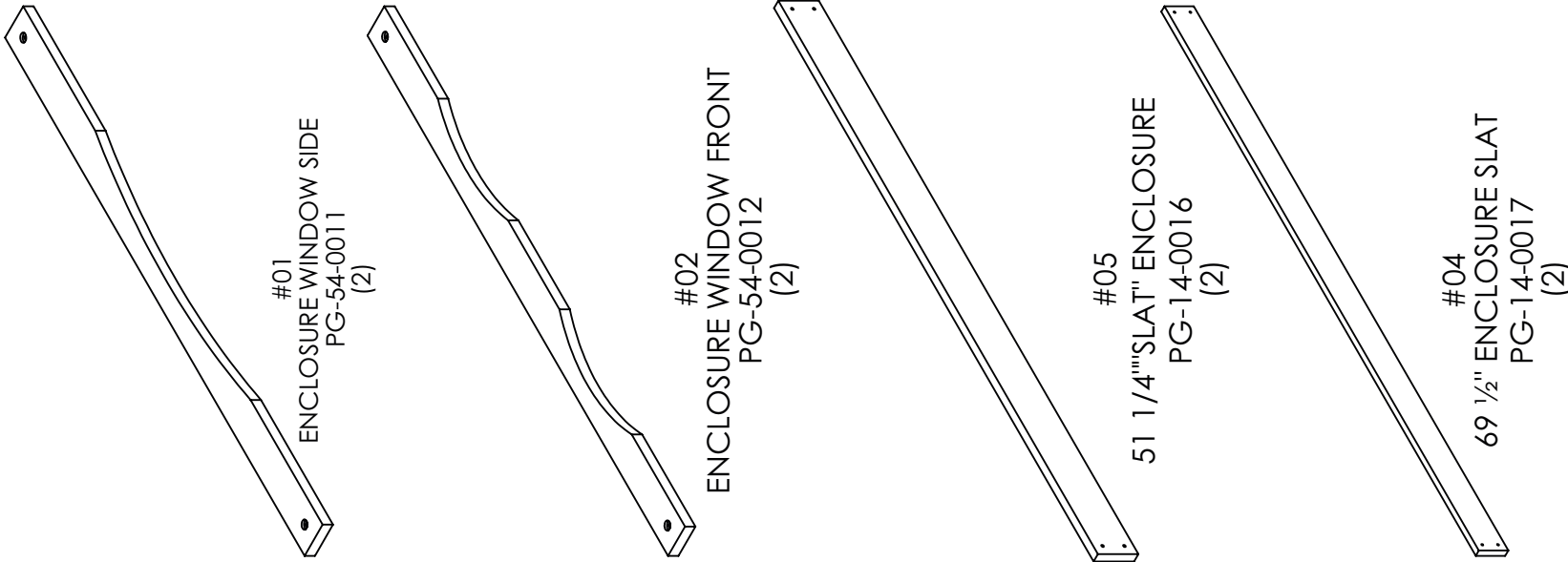
# HARDWARE

**NOTE TO INSTALLER**  
You must assemble this product in accordance with these Assembly Instructions.  
After assembly is complete, please give this Owner's Manual to the owner of the play system.

## Measurement taken from bottom of bolt head to the bottom of bolt



# STANDARD PARTS



# WINDOW ENCLOSURE INSTALLATION

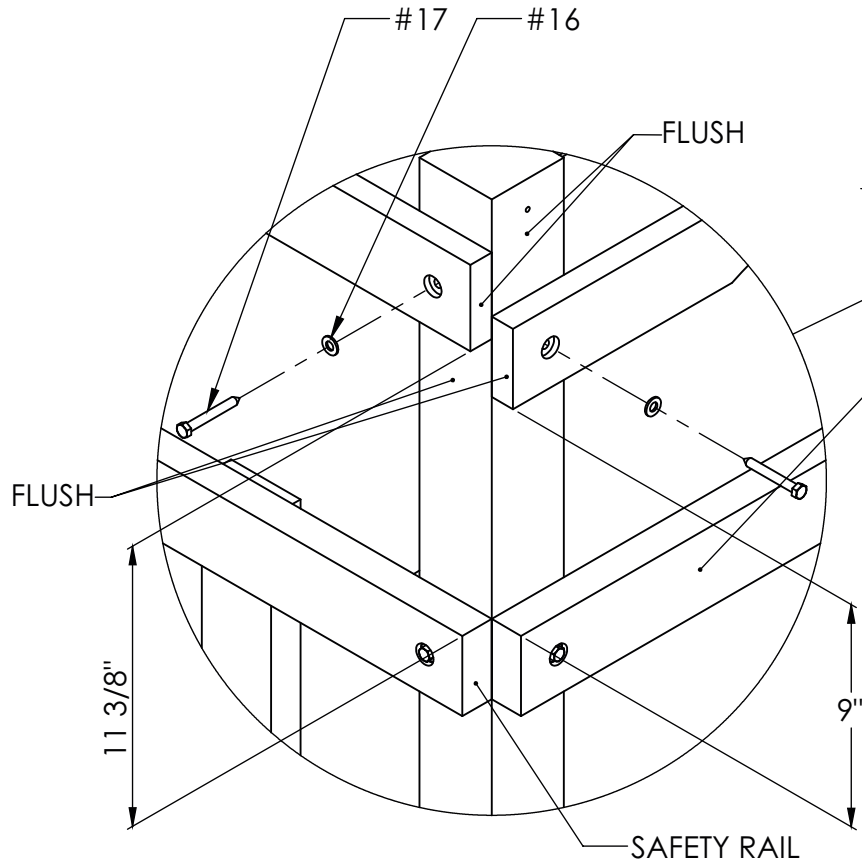
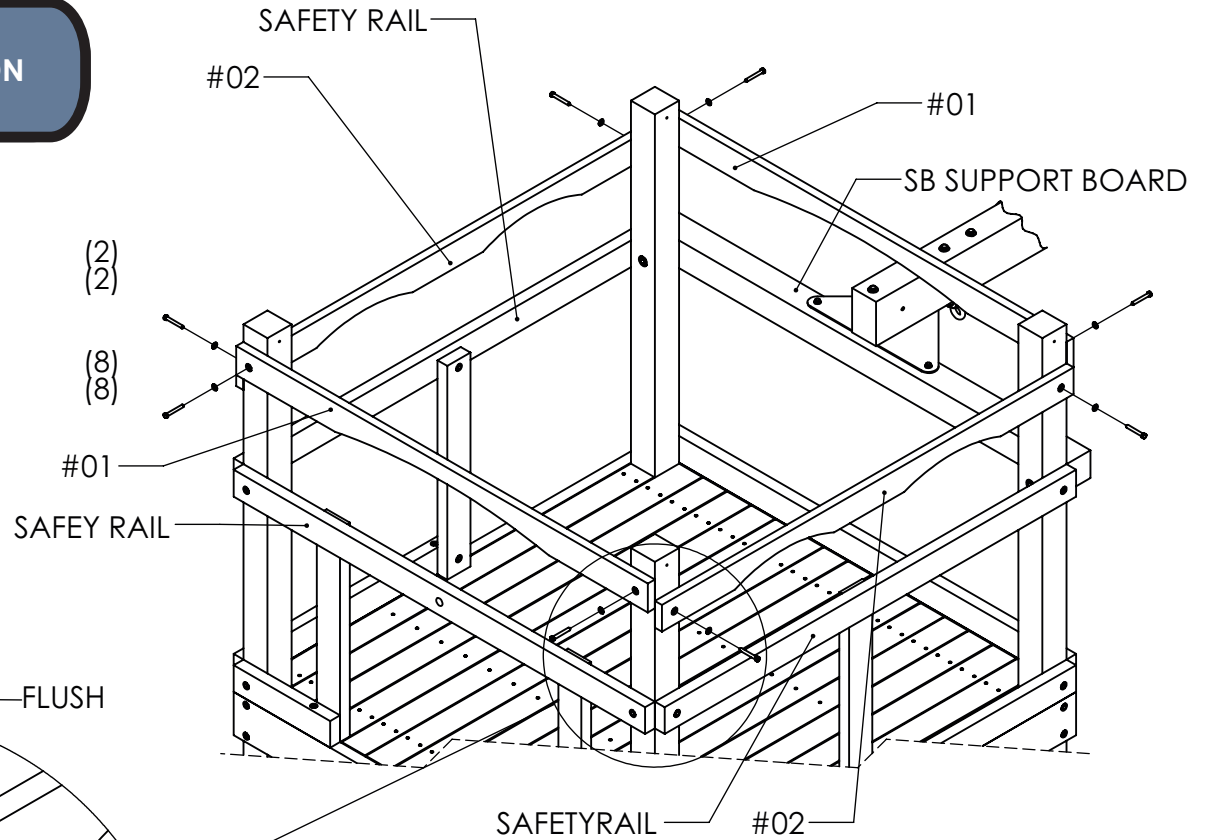
## PARTS NEEDED

- #01 ENCLOSURE WINDOW SIDE-PG-54-0011 (2)
- #02 ENCLOSURE WINDOW FRONT-PG-54-0012 (2)

## HARDWARE NEEDED

- #16 5/16" FLAT WASHER (8)
- #17 5/16" - 2.5" LAG SCREW (8)

ROOF NOT SHOWN



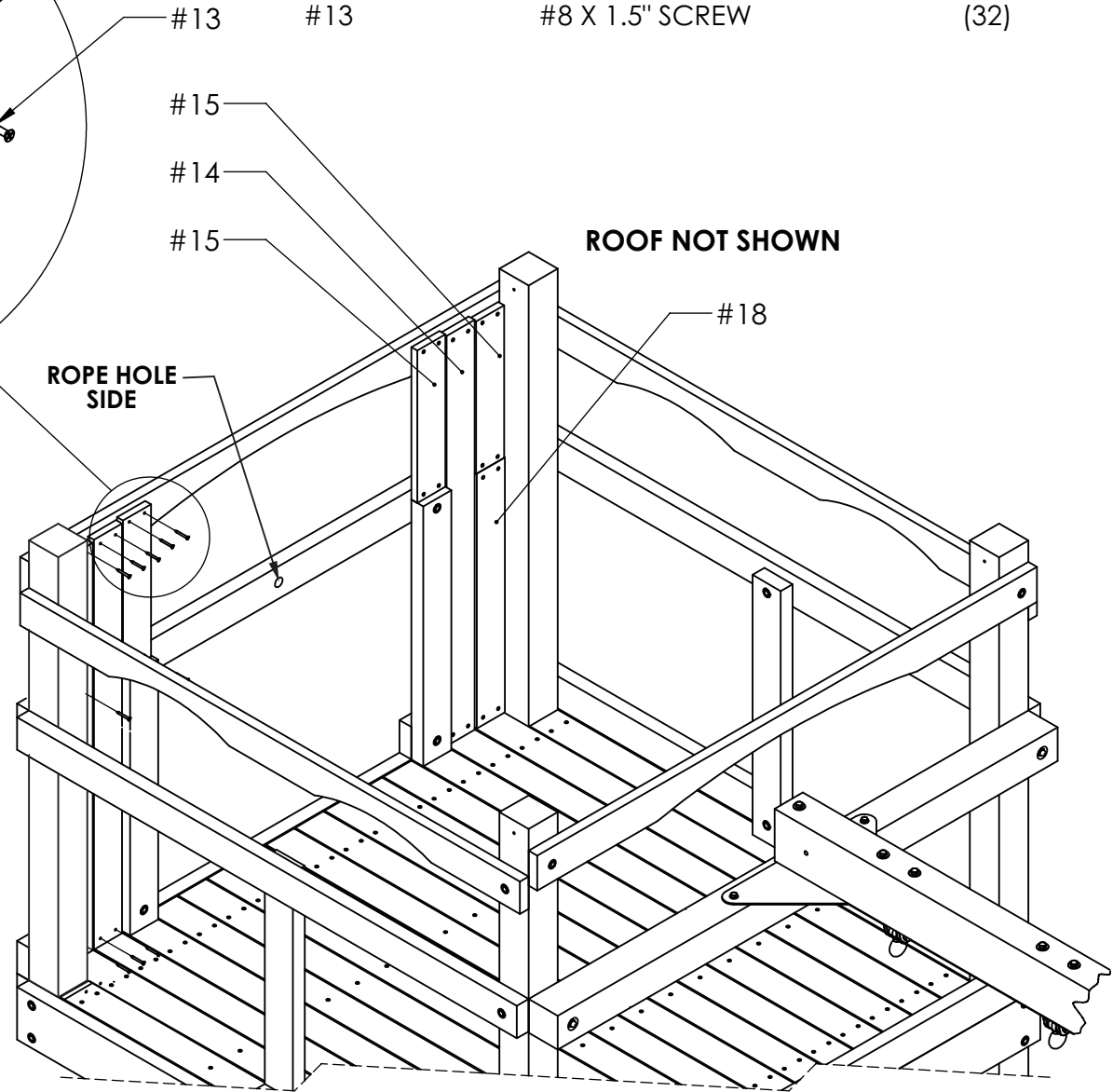
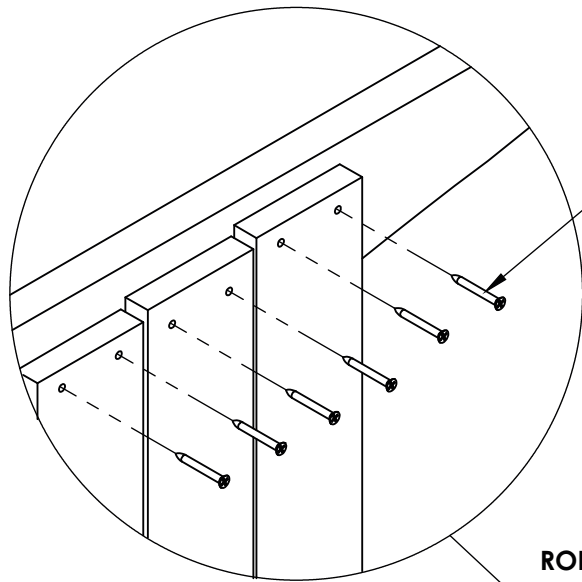
1. From the top of the Safety Rails and SB Support Board measure up 11 3/8" and attach item #01 to Corner Post using hardware items #16 and #17.
2. From the top of the Safety Rails measure up 9" and attach item #02 to Corner Post using hardware items #16 and #17
3. Make sure faces of items #01 and #02 are flush with Corner Posts

**PARTS NEEDED**

#14	41" ENCLOSURE SLAT PG-14-0012	(2)
#15	15 1/4" ENCLOSURE SLAT PG-14-0004	(4)
#18	25 1/2" ENCLOSURE SLAT PG-14-0001	(2)

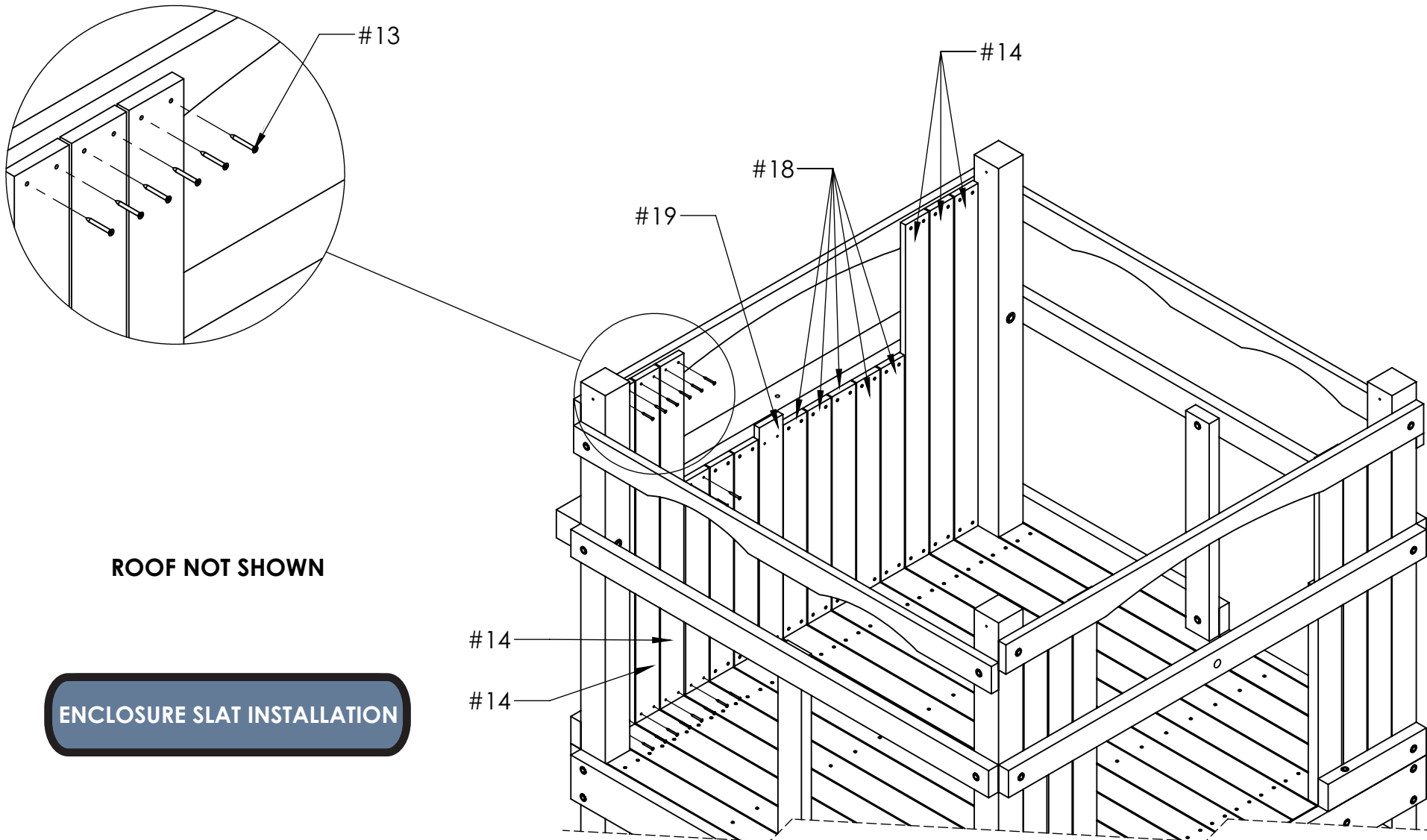
**HARDWARE NEEDED**

#8 X 1.5" SCREW	(32)
-----------------	------



**ENCLOSURE SLAT INSTALLATION**

1. Arrange items #14, #15 and #18 on both sides of opening (AS SHOWN).
2. Attach using hardware item #13.



ROOF NOT SHOWN

**ENCLOSURE SLAT INSTALLATION**

**PARTS NEEDED**

- |     |                                   |     |
|-----|-----------------------------------|-----|
| #14 | 41" ENCLOSURE SLAT PG-14-0012     | (6) |
| #18 | 25 1/2" ENCLOSURE SLAT PG-14-0001 | (8) |
| #19 | 27" ENCLOSURE SLAT PG-14-0021     | (1) |

**HARDWARE NEEDED**

- |     |                 |      |
|-----|-----------------|------|
| #13 | #8 X 1.5" SCREW | (56) |
|-----|-----------------|------|

1. Arrange items #14 on both sides of opening and #18 and #19 under window (AS SHOWN)
2. Attach using hardware item #13.

## PARTS NEEDED

#03	47 1/4" ENCLOSURE SLAT PG-14-0015	(2)
#04	69 1/2" ENCLOSURE SLAT PG-14-0017	(1)
#05	51 1/4" ENCLOSURE SLAT PG-14-0016	(1)
#06	17 1/2" ENCLOSURE SLAT PG-14-0005	(2)
#07	21 1/4" ENCLOSURE SLAT PG-14-0006	(2)
#08	24 3/4" ENCLOSURE SLAT PG-14-0008	(2)
#09	28 1/2" ENCLOSURE SLAT PG-14-0010	(2)
#10	22 1/2" ENCLOSURE SLAT PG-14-0007	(1)
#11	26 1/4" ENCLOSURE SLAT PG-14-0009	(1)
#12	44 1/2" ENCLSOURE SLAT PG-14-0014	(1)
#18	25 1/2" ENCLOSURE SLAT PG-14-0001	(4)

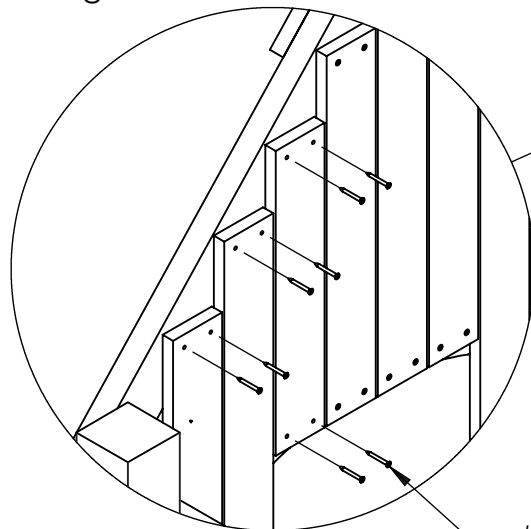
## HARDWARE NEEDED

#13	#8 X 1.5" SCREW	(76)
-----	-----------------	------

1. Arrange items #03, #04, #05, #06, #07, #08, #09, #10, #11 #12, and #18(AS SHOWN).

**HINT: TO ACHIEVE PROPER SPACING STAND BOARDS UP BEFORE SECURING ANY BOARDS, AND TACK IN PLACE BY STARTING ONE TOP SCREW IN EACH BOARD AS SHOWN .**

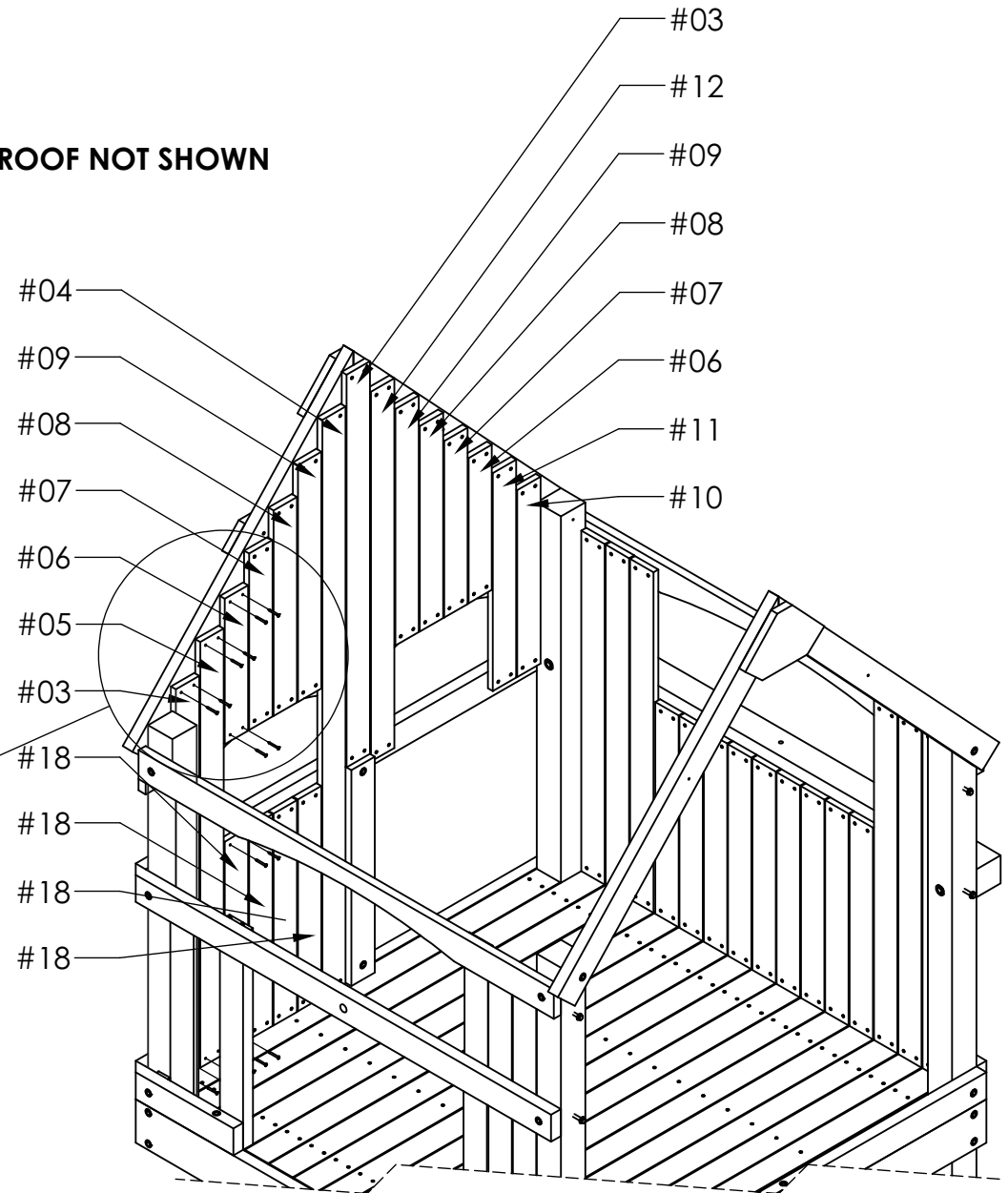
2. Attach using hardware item #13.



#13

## ENCLOSURE SLAT INSTALLATION

ROOF NOT SHOWN





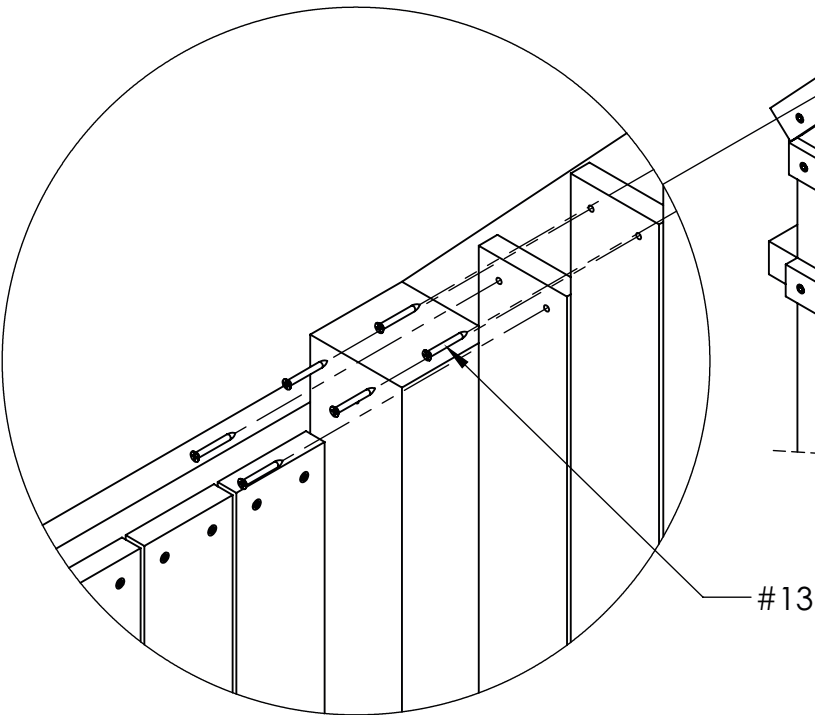
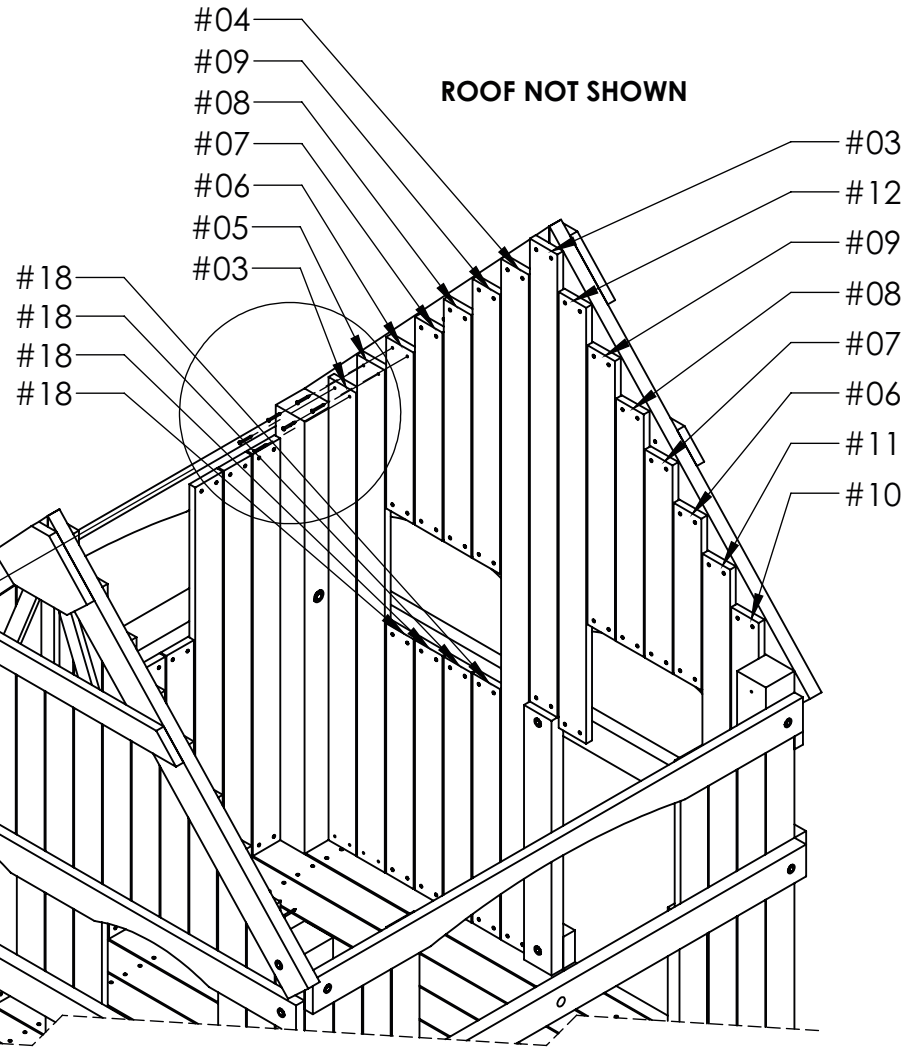
**PARTS NEEDED**

#03	47 1/4" ENCLOSURE SLAT PG-14-0015	(2)
#04	69 1/2" ENCLOSURE SLAT PG-14-0017	(1)
#05	51 1/4" ENCLOSURE SLAT PG-14-0016	(1)
#06	17 1/2" ENCLOSURE SLAT PG-14-0005	(2)
#07	21 1/4" ENCLOSURE SLAT PG-14-0006	(2)
#08	24 3/4" ENCLOSURE SLAT PG-14-0008	(2)
#09	28 1/2" ENCLOSURE SLAT PG-14-0010	(2)
#10	22 1/2" ENCLOSURE SLAT PG-14-0007	(1)
#11	26 1/4" ENCLOSURE SLAT PG-14-0009	(1)
#12	44 1/2" ENCLSOURE SLAT PG-14-0014	(1)
#18	25 1/2" ENCLOSURE SLAT PG-14-0001	(4)

**HARDWARE NEEDED**

#13	#8 X 1.5" SCREW	(76)
-----	-----------------	------

**ENCLOSURE SLAT INSTALLATION**



1. Arrange items #03, #04, #05, #06, #07, #08, #09, #10, #11 #12, and #18 (AS SHOWN).

**HINT: TO ACHIEVE PROPER SPACING STAND BOARDS UP BEFORE SECURING ANY BOARDS, AND TACK IN PLACE BY STARTING ONE TOP SCREW IN EACH BOARD AS SHOWN.**

2. Attach using hardware item #13.

# WOODPLAY®

## 2016 WARRANTY

### 5 Year Warranty

Subject to proper installation and normal residential use, Woodplay warrants, subject to the limitations stated below, to the original retail purchaser, all chain, seats, swing hangers, hardware, metal braces, ropes and accessories to be free from defects in material and workmanship for a period of **five years** from date of purchase. Cracks in non-functional plastic components are not considered defects in materials and workmanship if they do not affect the functionality of the playset. Merchandise covered under this limited **five-year** warranty will, at our option, be repaired or replaced, excluding any freight or labor fees.

### 15 Year warranty

In addition, for **Fifteen years** after the original purchase date of our **Cedar** playsets, Woodplay warrants, to the original retail purchaser, all wooden components against structural failure due to corrosion, wood rot, or insect infestation. Seasonal checks, surface cracks, knotholes and knots, natural characteristics of all wooden play equipment, not resulting in structural failure, are not covered under this warranty. And will not affect the integrity of your playset.

### Limited Lifetime Warranty

In addition, for the **lifetime** of our **Redwood** playsets, Woodplay warrants, to the original retail purchaser, all wooden components against structural failure due to corrosion, wood rot, or insect infestation. Seasonal checks, surface cracks, knotholes and knots, natural characteristics of all wooden play equipment, not resulting in structural failure, are not covered under this warranty. And will not affect the integrity of your playset. Woodplay warrants to the original retail customer that we will replace any swing hangers, swing chains, metal braces, metal rungs or hardware that fail due to rust or breakage (excludes surface rust). This limited lifetime warranty also applies to our exclusive Super Slide, Hurricane Slide and Alpine Slide.

Timber is a natural material which can absorb and release moisture. Although this product is designed to minimize this effect, in certain circumstances some movement or distortion is unavoidable. During dry hot weather timber may shrink and check - this is a normal process of weathering. After the first year of service it is advisable to clean and apply a non-toxic stain or sealant to the wood, safe for children's use.

Components covered under this **5 year, 15 year** and limited **lifetime warranty** will be replaced free of charge excluding freight and labor fees.

Non-residential use of the playset is prohibited and voids the warranty as the playsets are designed for residential use only.

Escalade Sports reserves the right to examine photographs and/or physical evidence of merchandise claimed to be defective, and to recover said merchandise, prior to disposition of warranty claims. Merchandise returned to our factory for examination or recovery must be shipped freight prepaid, unless a Return Authorization Number is issued.

This warranty program does not cover normal wear and tear, color fading, or damages resulting from misuse, abuse, vandalism, alteration, acts of God, or assembly and maintenance contrary to our instructions. Escalade Sports assumes no responsibility for incidental or consequential damages which may arise from the purchase or use of our equipment. Please supervise your children's play activity and maintain your play equipment periodically.

This warranty is expressly in lieu of all other warranties, expressed or implied, including warranties of merchantability or fitness for use. Woodplay does not assume or authorize any person to assume for us, any other liability in connection with the sale of our products.

Special Note: Woodplay reserves the right to make changes in materials, design, and pricing without notice. See your instruction manual for maintenance requirements. Your child's safety is your responsibility; therefore, you should inspect this equipment regularly for wear and safety.

### **For warranty service, contact:**

**Woodplay Playsets  
Escalade Sports  
P.O. Box 889  
Evansville, IN 47706  
1-800-GO-SWING**

**Or E-Mail us at: [playgroundcs@escaladesports.com](mailto:playgroundcs@escaladesports.com)**

**Revised 2015**