

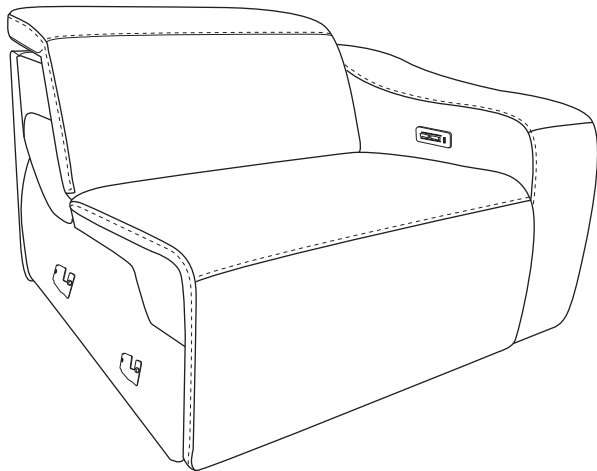
Assembly Instructions

—RAF Recliner

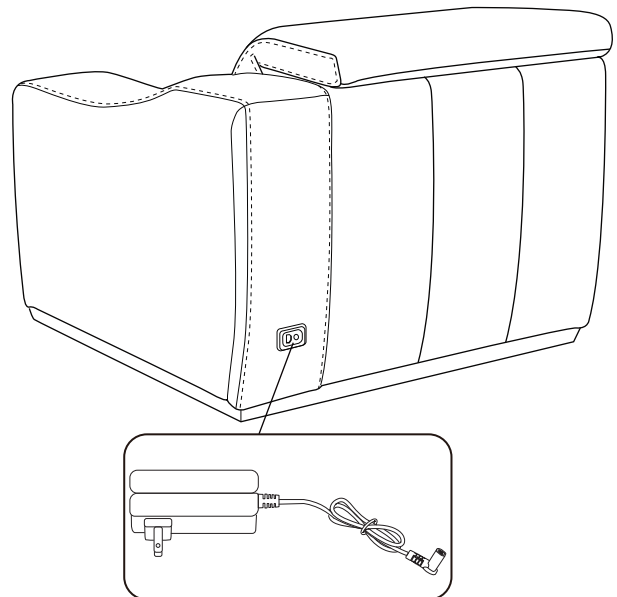
Thank you for purchasing this quality product. Be sure to check all packing material carefully for small parts that may have come loose inside the carton during shipment.

Make sure to read the instructions below before assembling your double power Recliner

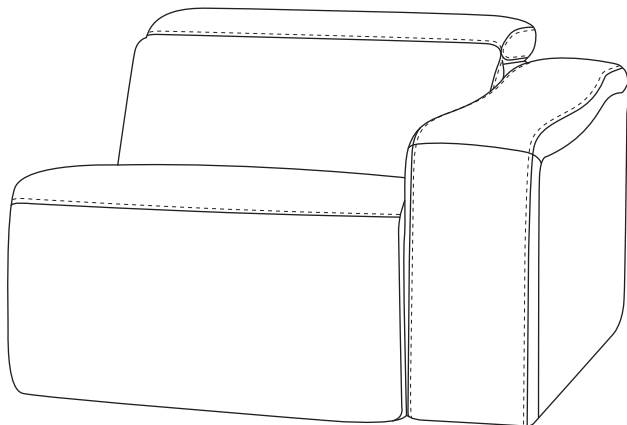
Step1 Locate the power cord attached to RAF Mechanism post. Remove it and set it aside to be used later.



Step3 Attach the power cord to the outlet found at the bottom rear of the RAF arm.



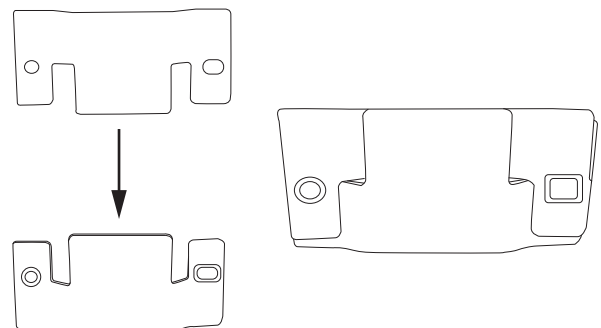
Step2 After assembly is complete you RAF Recliner should look as seen below.



Assembly Completed

You can connect two or more recliners by connecting each position with male and female buckle as Figure A illustrated.

Figure A



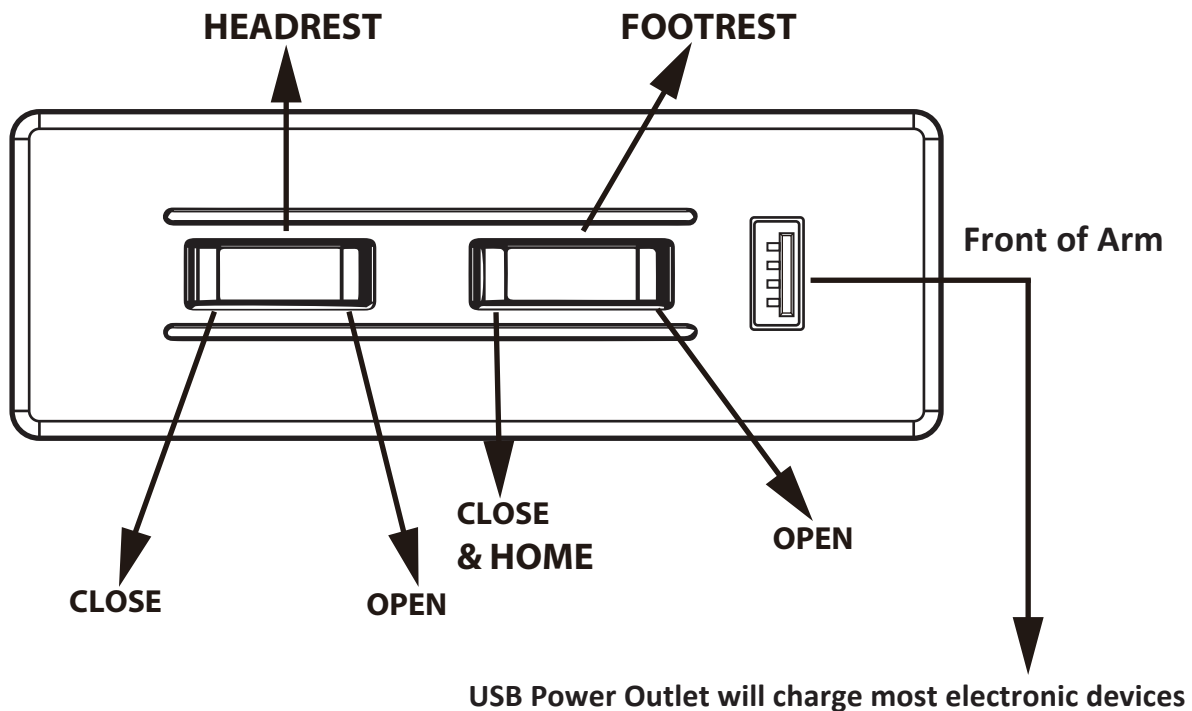
Do Not plug the power cord into a power outlet until your recliner is fully assembled and in placed.

Notes:

1. To help prevent shock and or damage to your product only plug the power cord into a grounded outlet.
The toggle switch at the rear of the arm will illuminate red when the product has power.
2. Read the operating instructions carefully before operating your power recliner.

Operating Instructions for Double Power Sku's

Caution: Read the important instructions below before operating your power mechanized equipment
Do not allow children to play on or operate this power mechanized equipment



Care should always be taken to assure there is nothing in the path of the mechanism before and during operation.

Open and Close Buttons

The control panel uses rocker switches. To operate the function you desire simply touch the end of the rocker switch with the noted function. To stop the mechanism/function in your desired position simply remove your finger from the button.

To Close All: To simultaneously return the headrest, recliner to their closed positions, press and hold the end of rocker switch noted as mechanism close. To stop this function at any time simply remove your finger from the button.

Customer Service

If you have any questions regarding the use of this unit, or find that your unit needs service, please contact your retailer.

Product Protected By Following Patents:
Patented Articulating Power Headrest
US Patent: 10,736,423