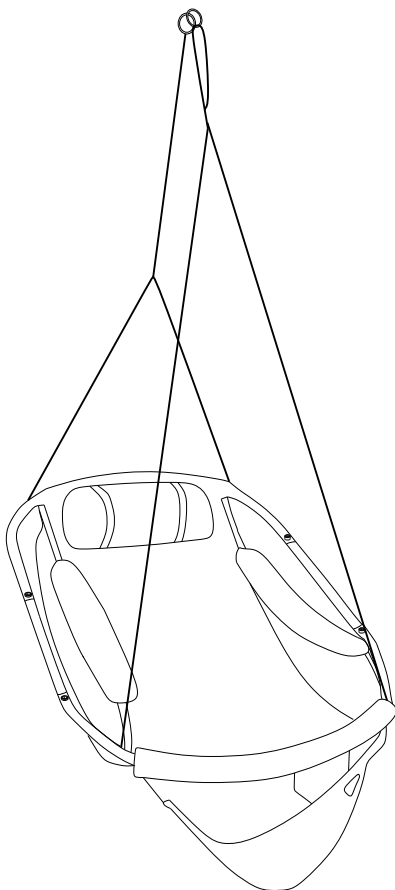


Thank you for choosing Sunnydaze Decor. We stand behind our brand and the quality of the items we sell. Replacement parts or products will be sent at our discretion within the 1-year warranty period. Proof of purchase, with the date of purchase as well as photos of the merchandise defect, must be provided. Photos are used to determine the cause of defects and for future quality control. Register your warranty at [www.serenityhealth.com/warranty/](http://www.serenityhealth.com/warranty/)

If you have any questions, comments or concerns, feel free to contact us by phone at 888-881-4668, by email: [customerservice@serenityhealth.com](mailto:customerservice@serenityhealth.com), or via our contact us page at [www.SerenityHealth.com/contact-us/](http://www.SerenityHealth.com/contact-us/)

# Hanging Hammock Chair with Armrests and Footrest



## General Guidelines

- Please read the following instruction carefully and use the product accordingly.
- Please keep this manual and hand it over when you transfer the product.
- This summary may not include every detail of all variations and considered steps. Please contact us when further information and help are needed.

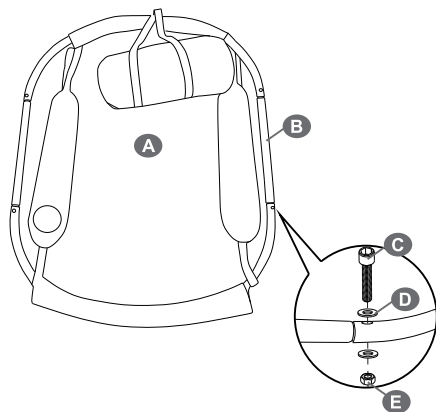
## Notes




- This item is only intended to be used as a suspended chair to sit/lay on above the ground. Personal injury and/or damage to product may occur if products are used outside of their intended purposes and/or if products have been changed/modified from their original design. The product must be assembled and used in accordance with the provisions of the manual. The seller does not assume any responsibility or liability with respect to any damage caused by incorrect assembly or improper use.
- Please check if there are defective or missing parts after unpacking and the condition of the ropes and cloth, making sure that the rope knots have not untied or become loosened. If there is any problems, please contact us by email and the photos of relevant pieces should be included.
- Please check the stability of the supporting elements before use, making sure that the structure from which you are hanging your hammock off is of good condition, sturdy and large enough to securely and safely support the hammock and its maximum safe weight limit and the expansion screw can be fixed firmly onto said structure.
- When assembling this item, please use suspension accessories that are intended for this purpose. If the screw comes loose, please tighten it before use. Please check the condition of suspension devices before every use. If hanging ropes or cloth are worn out or weathered, part(s) is/are missing, please do not use it anymore and replace the hammock chair immediately.
- Please do not use this item to do pull-ups or any physical exercises.
- Please keep this item away from fire. Do not keep it in a damp environment, otherwise it may get mildew and be structurally weakened.
- Please disassemble the hammock chair and store properly when not in use. If it is exposed to direct sunlight, rain and wind for a long time, the cloth, hanging ropes or other parts of this item may get mildew and weathered, which will reduce the service life of this item.
- Please do not eat in the hammock chair to avoid choking or soiling the cloth. If the cloth of this item is stained, please clean it with water by hand. Do not use detergent to clean it.



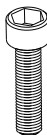




## Warnings

- Please check the condition of the suspension devices before every use, any worn parts must be replaced.
- Please remove any sharp or pointed objects from the surroundings of the hammock during use to avoid scratching the cloth or causing body injuries.
- Please do not exceed the maximum static weight limit of 160 kg (300lb) during the use of this item.
- Please refrain from repairing the item if any part becomes damaged/worn!
- Please do not use the hammock for gymnastics, as climbing device or foot stand. Do not put your head between the suspension ropes. Do not jump into the hammock to avoid personal injury caused by the rope knots falling off from the hooks.
- This hammock is not intended for use by children. Children must be under adult supervision to use the product. Do not rest or play under the hanging hammock.
- The seller does not assume any responsibility or liability with respect to any damage or injury caused by ignoring or failing to follow the safety warnings.

Insert two straight tubes into two curved ones respectively and fix them with screws.

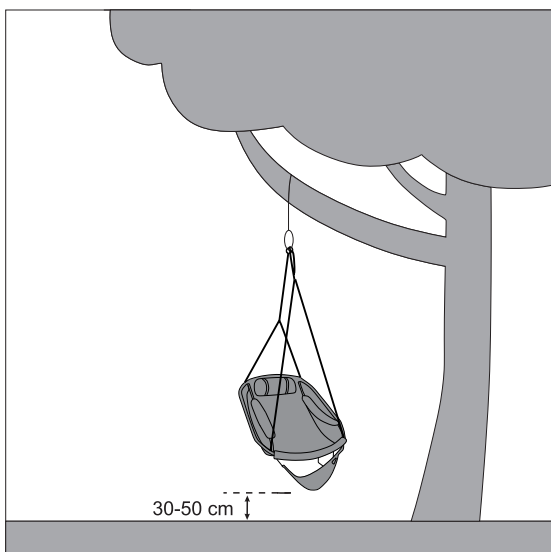


<b>D</b>		8PCS
<b>E</b>		4PCS
<b>C</b>		4PCS

<b>A</b> Hammock Chair × 1	<b>B</b> Straight Tube × 2	<b>C</b> Bolt × 4
		
<b>E</b> Locknut × 4	<b>F</b> Wrench × 1	<b>G</b> Hex Key × 1
		
		<b>D</b> Washer × 8
		

## Installation Steps:

- The lowest point of this item (under load) and the ground should be between 30 – 50 cm (11.8" - 19.7").



## Instructions for Using:

- While sitting on this hammock chair, please hold onto the hanging ropes on both ends, sit in the middle of the cushion. Release the ropes after sitting comfortably and safely. Do not sit on the hammock chair without holding onto the hanging ropes.