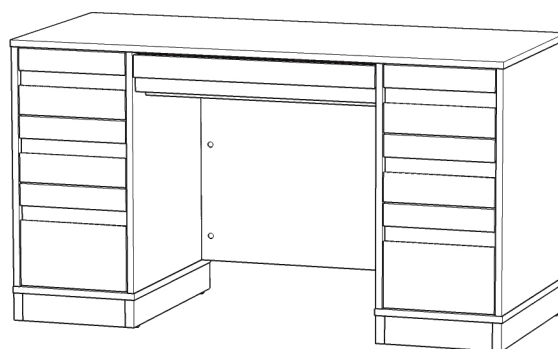


# Pedestal Desk



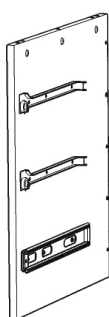
## IMPORTANT

Carefully remove all the parts from the carton and place them individually on a soft cloth to prevent scratches or other damage.

Carefully and strictly follow these assembly instructions to ensure a completed product as designed.

Do not use power tools above 8 volts to assemble.

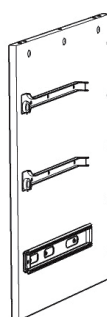
## Part List



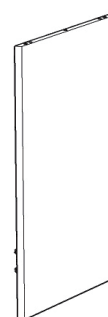
B.  
Side Panel  
1 pc.



C.  
Middle Panel  
1 pc.



D.  
Middle Panel  
1 pc.



E.  
Side Panel  
1 pc.



F.  
Base  
2 pcs.



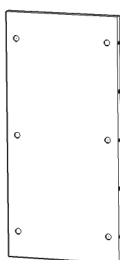
G.  
Rail  
1 pc.



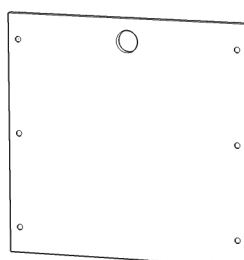
H.  
Plinth  
4 pcs.



I.  
Plinth  
4 pcs.



J.  
Back Panel  
2 pcs.



K.  
Back Panel  
1 pc.

For assembly see instructions in carton 20 08000 0181.