








ITEM: 6750-80451-85 Console Table


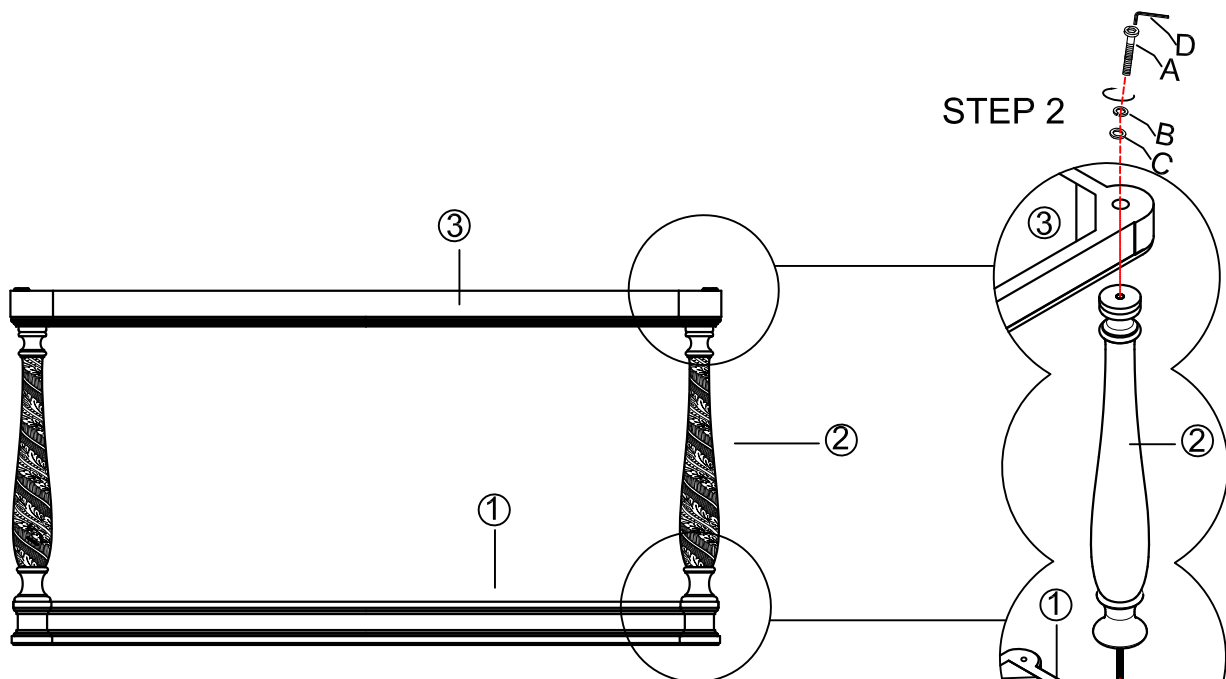
Thank you for purchasing this quality product. Be sure to unpack carefully looking for small parts which may have come loose during shipment.

Read all instruction and study the drawing carefully before starting the assembly process .

HARDWARE PACK

PART LIST

NO.	DRAWING	DESCRIPTION	SIZE	Q'TY	NO.	DRAWING	DESCRIPTION	Q'TY
A		Bolt	5/16"	4PCS	①		Top	1PC
B		Lock Washer	5/16"	4PCS	②		Leg	4PCS
C		Flat Washer	5/16"	4PCS	③		Bottom Panel	1PC
D		Allen Wrench	5mm	1PC				



STEP 3

Adjust Leveler if needed to level table on uneven floor.

