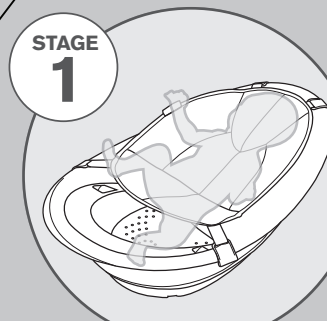
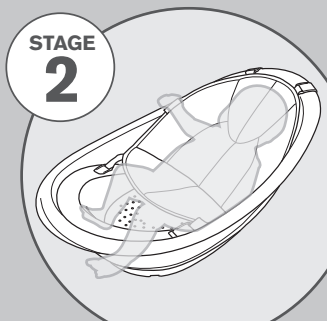
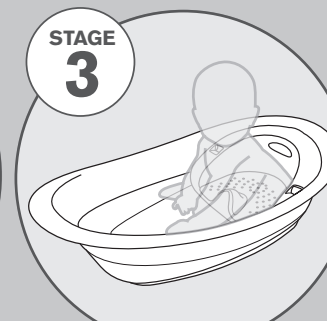
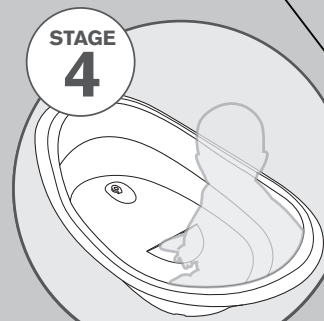


**INSTRUCTIONS FOR USE**  
Please read the following instructions and warnings carefully. **KEEP FOR FUTURE REFERENCE.** For technical support, contact us at (401) 671-6551 or [www.summerinfant.com/contact](http://www.summerinfant.com/contact)  
For use with children from birth to 2 years. Adult assembly required.

**modes of use**

 <b>STAGE 1</b> <b>NEWBORN MODE</b> (Suspended Cushion) 0-3 months up to 15 lbs. (6.8 kg) 18" maximum up to 20 lbs. (9kg)	 <b>STAGE 2</b> <b>INFANT MODE</b> (Cushion Attached to Toddler Support Seat and Top of Tub) 3-9 months up to 25 lbs. (11.3 kg) maximum	 <b>STAGE 3</b> <b>TODDLER-SUPPORT SEAT</b> 6-9 months and up to 25 lbs (11.3 kg) maximum	 <b>STAGE 4</b> <b>TODDLER-UNASSISTED SITTING</b> 18 months and up to 25 lb (11.3 kg) maximum
---	---	---	---

**▲ WARNING**

**Drowning Hazard:** Babies have drowned while using infant bath tubs and slings.  
**To prevent drowning:**

- Stay in arm's reach of your baby.
- Use in empty adult tub or sink.
- Keep drain open in adult tub or sink.
- Never rely on a toddler or preschooler to help your baby or alert you to trouble. Babies have drowned even with other children in or near bath tub.

**Fall Hazard:** Babies have suffered head injuries falling from infant bath tubs and slings.  
**To prevent falls:**

- Place tub only in adult tub or sink for safe use.
- Never lift or carry baby in tub and/or bath slings.
- Never use on uneven or elevated surfaces.
- NEVER leave children unattended.
- Discontinue use of product if damaged, broken, or disassembled.

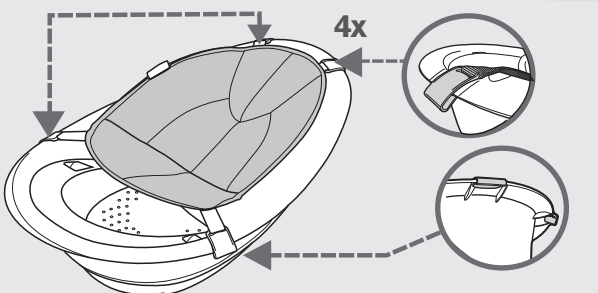
• Babies can drown in as little as 1 inch (2.5 cm) of water. Use as little water as possible to bathe your baby.  
**TO AVOID SERIOUS INJURY:** always test the water temperature in the baby tub or being put into the tub to make sure that it is at a typical temperature between 90°F and 100°F (32.2°C and 37.8°C) before attaching the cushion in Newborn and/or Infant modes and placing child into bath sling or baby tub.  
 • This product is not a toy. DO NOT allow children to play with it.

**components:**

- 1 Tub
- 2 Newborn / Infant Sling
- 3 Wash / Play Cups
- 4 Toddler Support Seat

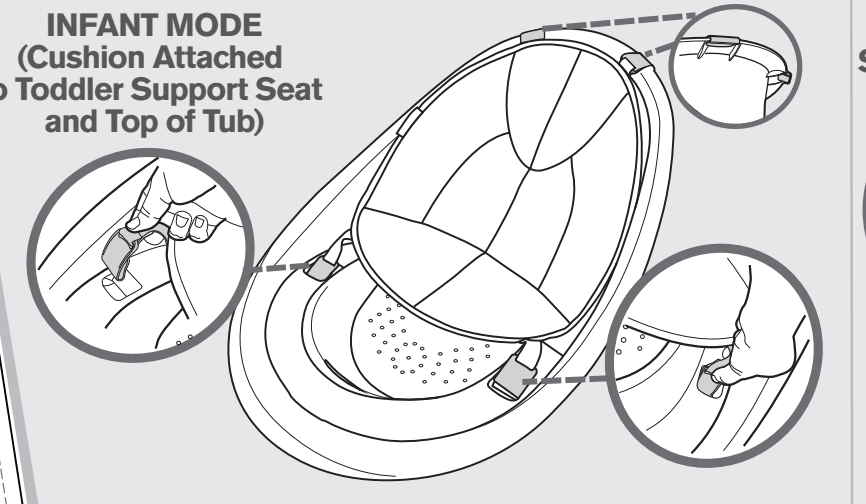
**NEWBORN MODE (Suspended Cushion)**

Clip the bath sling to the tub in the 4 designated areas over the edge of the bath tub as shown. Use for baby 0-3 months up to 15 lbs. (6.8 kg)



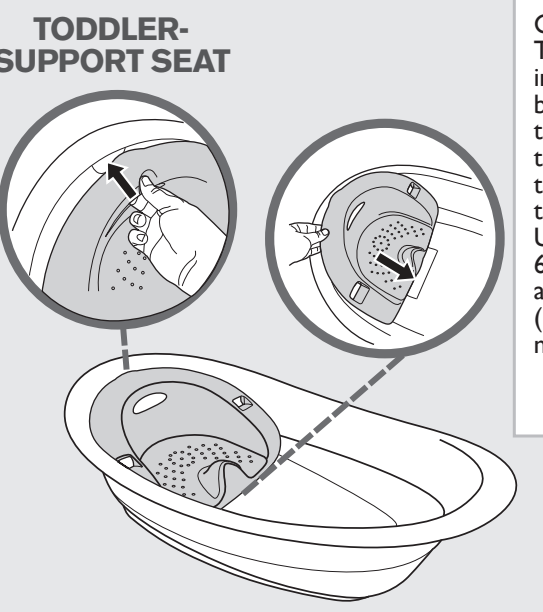
**INFANT MODE (Cushion Attached to Toddler Support Seat and Top of Tub)**

Insert bath tub clips into the toddler seat. Use for baby 3-6 months up to 20 lbs. (9kg). CHECK to make sure they are securely clipped into the slots before placing child in the cushion.



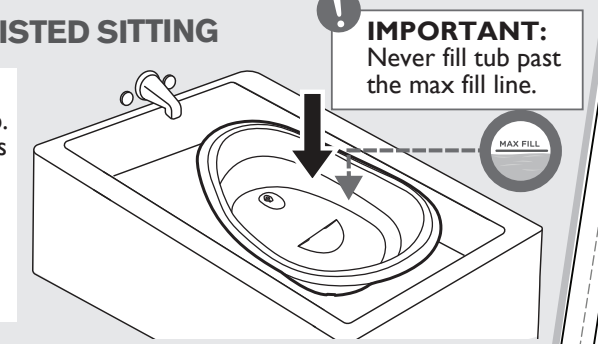
**TODDLER-SUPPORT SEAT**

Clip the Toddler Seat into the bottom of the tub as shown then insert the top tabs into top of the tub. Use for baby 6-9 months and up to 25 lb (11.3 kg) maximum



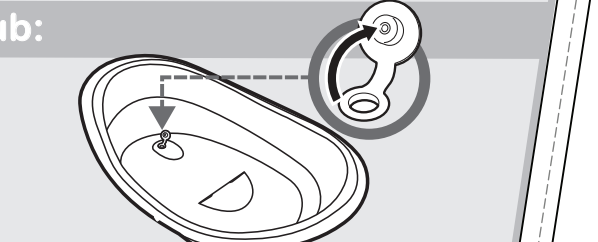
**TODDLER-UNASSISTED SITTING**

Place tub securely on the floor of an adult tub. **IMPORTANT:** Always keep the drain open in the adult tub. Use for infant 18 months and up to 25 lb (11.3 kg) maximum.



**draining the tub:**

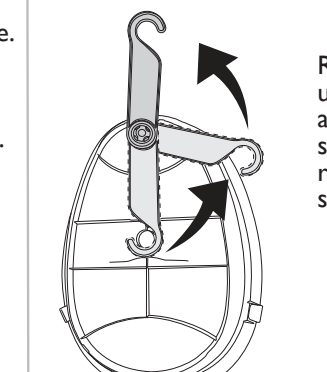
Pull the plug to drain the tub.



**cleaning & maintenance:**

- Bath Sling: Machine wash in cold water, delicate cycle. Do not bleach. Line dry. Do not iron.
- Tub: Clean with a damp cloth, mild soap, and clean warm water.
- Do not use product if any components are damaged.

**Storage hook**



Rotate hook underneath tub and hang from shower curtain rod or hook in shower.