

## EGG CHAIR STAND WITH CURVED LEG BASE TF-580

Read all assembly and care instructions carefully before using this product.  
Save these instructions for future reference.

Select a smooth, level surface to place the egg chair stand.  
Assemble components on a soft, clean surface to avoid scratching/damaging the finish.



Ensure all parts are accounted for  
before disposing of packaging.

**! CAUTION !**

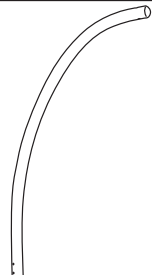


*This egg chair stand is not designed for use as a swing. Bouncing, swinging, or any other significant movements while in use may cause serious injury.*




*This stand must be on a level, stable surface. Make sure all hardware is securely tightened before each use.*


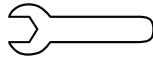
**Weight Limit: 265 lbs.**

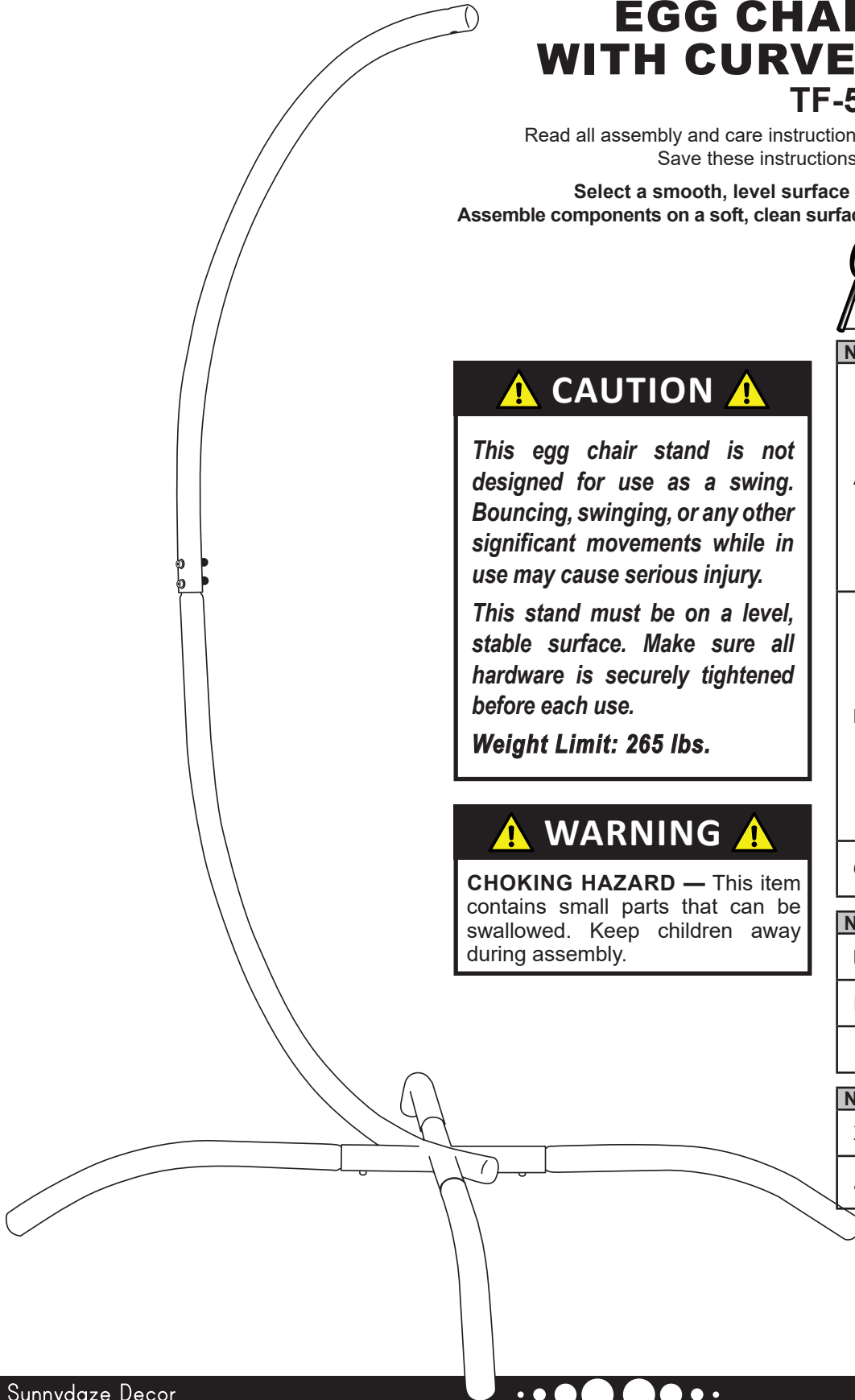
**! WARNING !**

**CHOKING HAZARD** — This item contains small parts that can be swallowed. Keep children away during assembly.

No.	FRAME	QTY.
A	 Top Pole	1
B	 Bottom Pole	1
C	 Leg	4

No.	HARDWARE	QTY.
D	 Bolt	4
E	 Washer	4
F	 M8x55MM	2

No.	TOOLS (INCLUDED)	QTY.
X	 Hex Key	1
Z	 Spanner	1

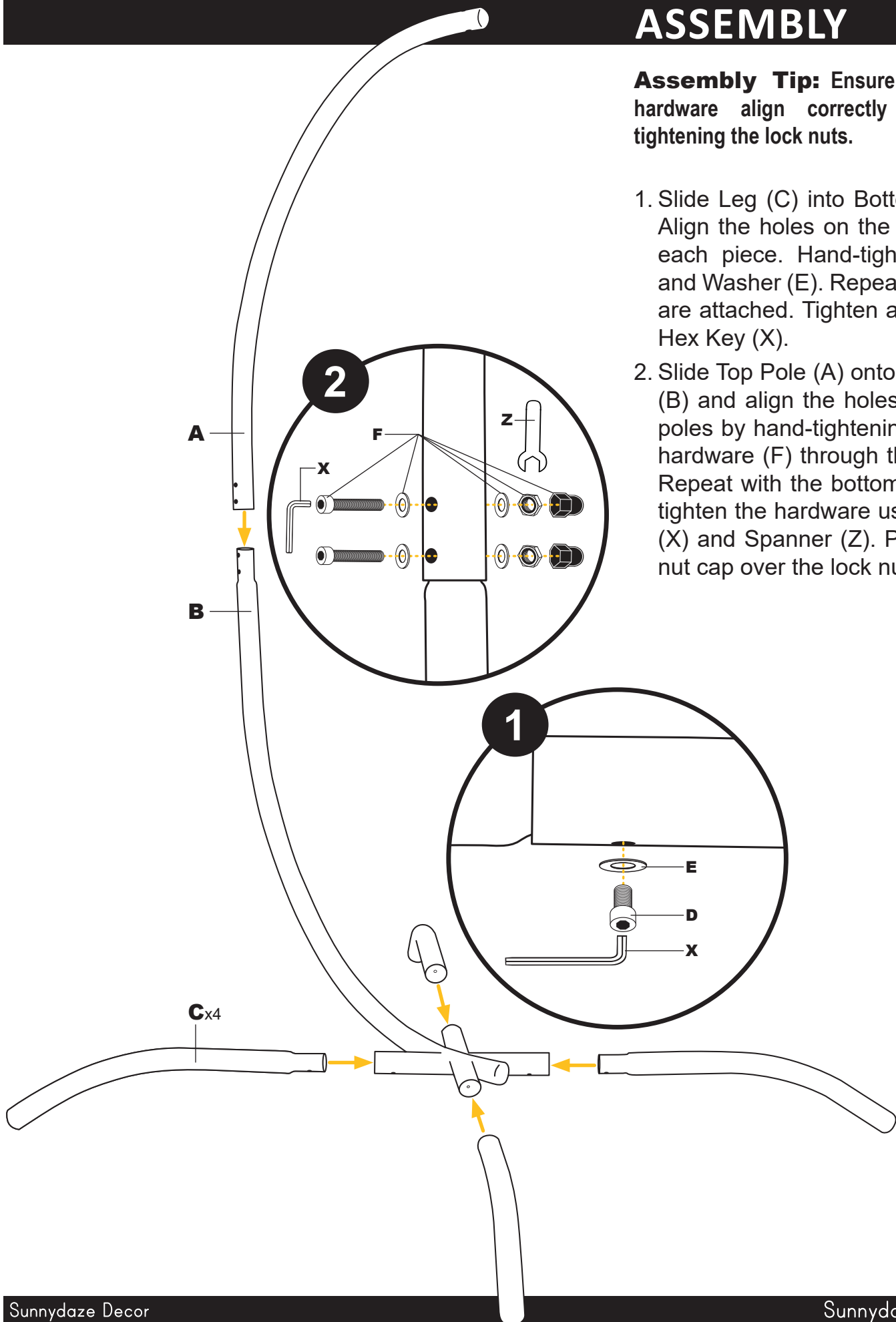


# ASSEMBLY

**Assembly Tip:** Ensure all parts and hardware align correctly before fully tightening the lock nuts.

1. Slide Leg (C) into Bottom Pole (B). Align the holes on the underside of each piece. Hand-tighten Bolt (D) and Washer (E). Repeat until all legs are attached. Tighten all bolts using Hex Key (X).

2. Slide Top Pole (A) onto Bottom Pole (B) and align the holes. Secure the poles by hand-tightening M8x55MM hardware (F) through the top holes. Repeat with the bottom holes. Fully tighten the hardware using Hex Key (X) and Spanner (Z). Place the hex nut cap over the lock nut.



## USE & CARE

Under normal use, Sunnydaze hammock stands will last for years. It is important to follow basic use & care tips to prolong the life of your stand.

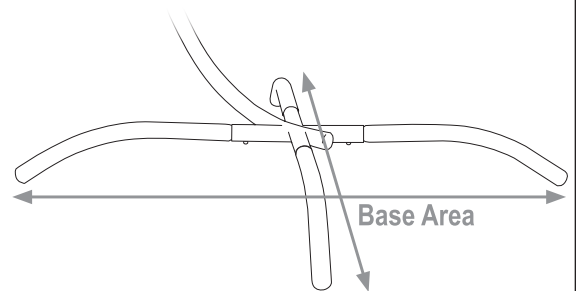
- **SAFE USE:** Do not use this chair for swinging, bouncing, jumping, twisting, or other excessive movements; doing so may cause serious injury, including, but not limited to, the stand tipping over.
- **CHILDREN:** Supervise children at all times. Do not allow children to play on or sleep in any hanging chair. Chair not included.
- **INSPECTION:** Ensure the stand is assembled correctly and all hardware is securely tightened before each use.
- **CLEANING:** Use a soft cloth, warm water and mild detergent to wipe down the stand if necessary. Dry the stand after cleaning to prevent rust.
- **SCRATCHES:** The powder coating on the stand is tough and durable but, even under normal use, some scratching is inevitable. To avoid excessive rust, wipe these areas as needed to remove moisture.
- **STORAGE:** Store the stand indoors when not in use. Cool, dry locations are recommended to prevent damage and rust that may result from exposure to moisture.

## TROUBLESHOOTING

- If the stand feels unstable, make sure it is on a level surface and the feet are correctly and evenly distributed.
- If the stand is making noise when in use, check to make sure all hardware is fully tightened.

### ! SAFETY STATEMENTS & WARNINGS !

- Do not exceed the weight capacity: 265 lbs
- Sunnydaze Egg Chair Stand is intended to be used by one person at a time.
- This chair Stand must be used with all provided parts. Install all parts in accordance with the assembly instructions.
- Ensure all hardware is securely installed and tightened before each use.
- Always inspect the stand and hardware for damage before each use.
- Do not allow children to use this product without adult supervision.
- This stand was designed for sitting calmly in an egg chair. Egg chair not included.
- Do not swing, bounce, jump, twist, or spin in the chair (not included) when using this egg chair stand.
- When in use, the chair (not included) should remain inside the base area at all times. A diagram of the base area is shown on the right.



**Any modification to the product or failure to follow recommended care will void the product warranty.**

## ! WARNING:

**Manufacturer and seller expressly disclaim any and all liability from personal injury, property damage or loss, whether direct or indirect, or incidental, resulting from the incorrect attachment, improper use, inadequate maintenance, or neglect of this product.**