

1


2

3

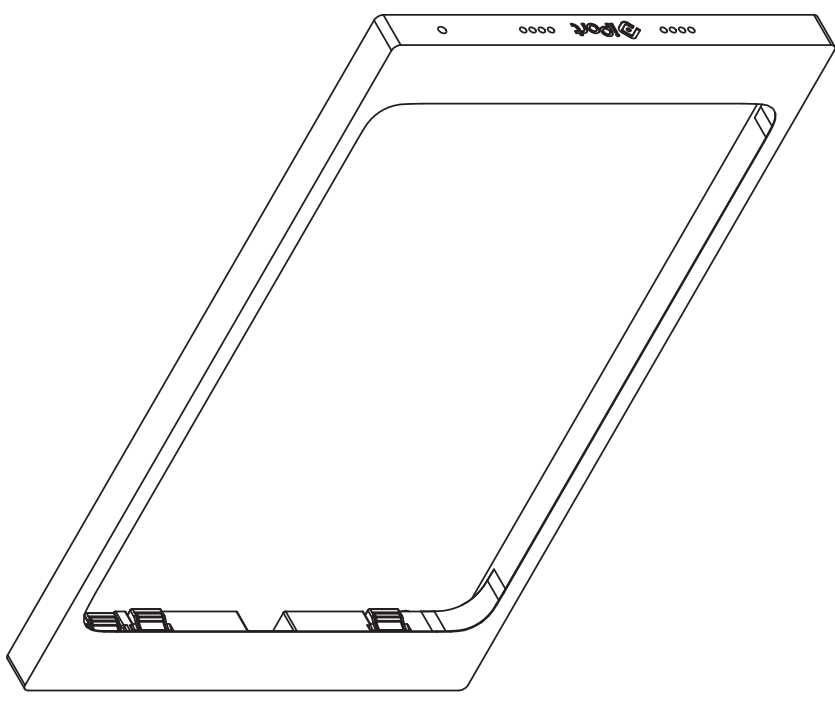
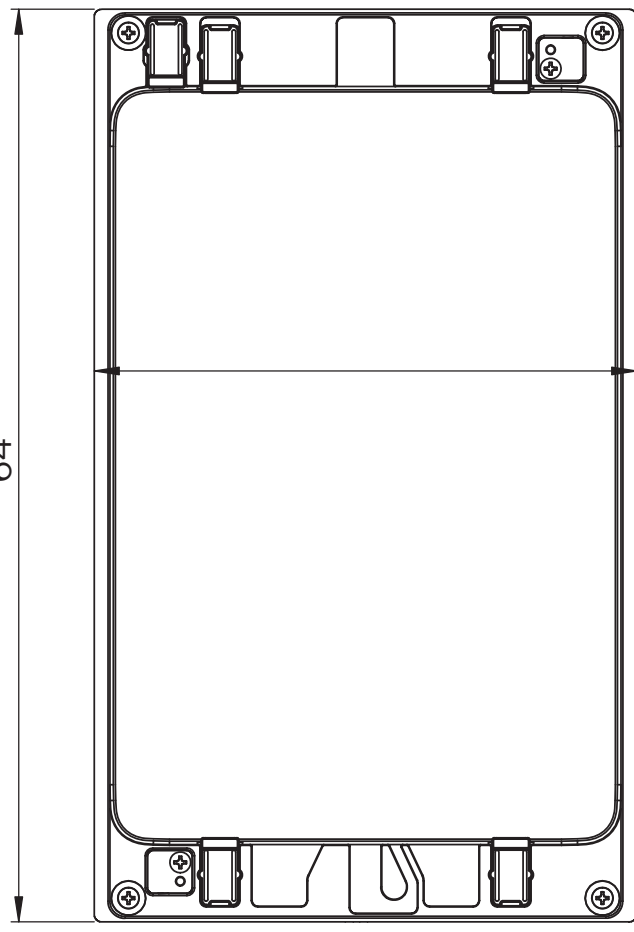
4

B

B



[241.50]
= $\frac{9633}{39.8}$ mm



A

A

METRIC/INCHES	IPORT BY SONANCE	
DESIGNED IN SAN CLEMENTE, CALIFORNIA BY IPORT	NAME SURFACE MOUNT MINI 2/3	
<small>NOTICE OF PROPRIETARY INFORMATION: THE INFORMATION CONTAINED HEREIN IS THE PROPRIETARY PROPERTY OF DANA INNOVATIONS. THE POSSESSOR AGREES TO THE FOLLOWING:</small> <ol style="list-style-type: none"> 1. TO MAINTAIN THIS DOCUMENT IN CONFIDENCE 2. NOT TO REPRODUCE OR COPY IT 3. NOT TO REVEAL OR PUBLISH IT IN WHOLE OR IN PART 4. ALL RIGHTS RESERVED 	SIZE B	SKU 70700,70701,70702
	SCALE: 1:2	WEIGHT: .69lbs (.31kg)
		SHEET 1 of 1

1

2

3

4